



Garden Club of Buzzards Bay

From the Ground Up

March 2022

Presidents Message



Dear all,

Hello! As I write this, March is just around the corner, and things are looking up for the GCBB. Our greenhouse renovation is finished, and beautiful little plants are growing in it. Plans for the “installation” year of the renovation of the Woodland Garden are being finalized, and the work will start soon. (Don’t we just love a garden project? I personally am itching to get out there.) The effects of COVID continue to abate, and as they do we plan a return to in-person meetings starting this month. The Board has just voted to admit three stellar new provisional members for the coming year, making us an even more talented

and interesting group. While we wait for spring, there is a never-ending supply of fascinating webinars to keep us going—gotta be thankful to the pandemic for that, at least.

My letter is short this month because I am busy trying to do all those things I said I’d do to pass the time during the pandemic and the winter. I certainly do not wish the down time to go on any longer, so the list must yield! This is my one last chance to clean the basement, and I am determined to do it. Per Martha Stewart, it’s a good thing.

Wishing you many good things as well in these last few weeks of winter. I definitely hope to see you soon.

Janet

PS: Our meeting on March 17 at 10:30 am will be a joint meeting with the Little Compton Garden Club to kick off our joint GCA Flower Show planned for fall 2023. Our current plan is to meet in-person at the Little Compton Community Center – more details will be forthcoming via email.

Table of Contents:

President's Message	1
Changing of the Seasons	2
Committee News	
Greenhouse	3
Plant Sale	4
Garden History & Design	5-6
Grants	6
Visiting Gardens	6
Features	7-15
Accolades	15
GCA Website & Info	16-17
View from My Window	18-26
Tips & Tasks in the Garden	26
Link (s) of Interest	27
Miles Away -Inside Scoop	28
Just for Fun	28
March Calendar	29
A Gentle Reminder	30
Until Next Time	31

Changing of the Seasons

On Saturday, February 12th, I quietly went to the greenhouse to drop off a "Galentine" for Linda. I knew she would be in the greenhouse early on Sunday and wanted her to walk in to find a small box of chocolates with a heart shaped sticky note wishing her a Happy Valentine's Day. The newly blooming **SuperCal Royal Red Petunia** immediately caught my eye. I snapped a quick picture and went on my way. It wasn't until I got home that I took a good look (OK, with reader glasses) at the photo and saw how the sunlight from the back made the flower look like it was made of beautiful red hearts. It

caught my breath. I felt like Mother Nature was giving *me* a Valentine. Truth be told, I slogged through February this year. Somehow it felt longer and more gray than previous years. But the day I went to leave a gift for a dear friend, the GCBG greenhouse and Mother Nature gave me a gift: a reminder that if I slow down a bit to look and really see, I can make the gray days of February melt away like a delicious bite of Valentine's day chocolate. I've said to folks that being a member of the GCBG helps a gardener get through the winter. This year was no exception.

With much gratitude,

Laura Campbell



Committee News

Greenhouse Committee

Submitted by Margaret Forbush



Things are heating up in the greenhouse, literally and figuratively speaking. As the days get warmer, and our climate control system seems under control, workers and plants bask in the sunny warmth. Activity will be accelerating also, with several weeks of seed planting ahead of us. The flurry of activity will ensure the seeds started at the appropriate time to be healthy and appealing for the plant sale. We have also begun fertilizing our plugs; they are looking strong and buds are

busting out!



The work crew this week dropped masks for a moment so we could see the smiles on their faces.

Sign up [online](#) and join the fun and camaraderie.

Plant Sale Committee

Attention! Attention!

PERENNIAL TIME...almost.

Take a peek behind the scenes...

The plant sale is two and a half months away (May 12 and 13th) but Nan and Linda are hard at work (with a few giggles involved) narrowing down the perennials that will be offered for presale. We need to pare down our selection because we both “*want them all*”. With the help from Hope Sterling at Sylvan Nursery we will be given some insider information as to what on our list will be lush and ready to sell in early May. Keep an eye out for 10-12 new offerings around mid to late March. You will be asked to pick out your selections ASAP from the GCBB website. By doing so quickly we get our order in before the crush of the spring season is upon the nursery. Clean off those shovels because there is digging in your future!



Plant Sale hours:

Thursday, May 12, 10:00 a.m.-1:00 p.m. & 3:00-6:00 pm.

Friday, May 13, 10:00 a.m.-1:00 p.m.

Garden History and Design Committee

Submitted by Nan Sinton

Garden History and Design will have our next meeting on Monday, March 7 at 4pm on Zoom. Our projects include interviews for our Members Remember project; documentation for submission to the Smithsonian Archive of American Gardens. And just for our own study we are taking images of tree silhouettes in winter. We'll share these when we next meet.

And coming up soon is a [Zoom talk on hydrangeas](#) -- (sponsored by AHS) that people might be interested in -- take a look below and see what you think!



Growing Bird Food: New Research on Wildlife Usage of Native Hydrangea

Hydrangeas can be real show stoppers in the garden with abundant blooms that can achieve an array of colors. **If you are considering adding hydrangeas to your landscape this year, you don't need to pick a variety and hope for the best.** The results of a five-year trial are in! Tune in to this presentation before heading out to the nursery so that you can choose the best performer for your garden setting.

Join us **Thursday, March 10 at 7:00 pm (eastern)** for a presentation by Sam Hoadley from the Mt. Cuba Center, a nonprofit dedicated to preservation and conservation of native plant species of the Piedmont ecoregion. Sam will take us on a deep dive into **Mt. Cuba Center's newly released Hydrangea arborescens evaluation results.** After just completing a five year trial, the results are in on which Hydrangea species received top marks from a garden perspective and which **species and cultivars tallied the most pollinator visits.** Included will be tips for successful cultivation and care of wild hydrangea in your home landscape, and where you can purchase plants to get started.

Sam Hoadley is the Manager of Horticultural Research at Mt. Cuba Center where he evaluates native plant species, old and new cultivars, and hybrids in the Trial Garden. Sam earned his degree in Sustainable Landscape Horticulture from the University of Vermont. [Register today via Eventbrite](#); \$10 per device. This webinar will be recorded and the recording will be made available to registrants following the live event.



Grants Committee

Submitted by Gig Lang

The committee is creating a program where we collect gardening tools from the GCBB members and donate them to organizations. Recipients that we are considering are: [YMCA Sharing The Harvest](#), [Buttonwood Park Zoological Society](#), [Youth Opportunities Unlimited](#) and [Our Sisters' School](#). All of these have programs with students and volunteers. We are still discussing a plan.

Some ideas are: members bring tools to the Annual Meeting, Greenhouse committee members bring tools to the greenhouse where they can be collected and cleaned.

All suggestions are welcomed.

Visiting Gardens

Save the Date!

Sakonnet Garden Open Day to benefit the Little Compton Garden Club

The Little Compton Garden Club, through the generosity of the owners of Sakonnet Garden, will be having an **open garden day at Sakonnet Garden on Sunday, June 5th** as a fundraiser for our community programs, scholarship and local charities. The tickets will be limited as there will only be parking for 20-25 cars at three specific times during the day. Carpooling is recommended! All details for booking a reservation are on the Sakonnet Garden website, as set out in the Save the Date:

<https://sakonnetgarden.net/about>

Features

February GCBB Monthly Meeting - In case you missed the “**Jaw-Dropping, Traffic-Stopping, Get Your Neighbors Talking Container Gardens**” presentation by Deborah Trickett, owner of The Captured Garden here is [information](#) from her website on what you missed:



Container gardens have the power to transform the areas we live in. They can make decks, porches, patios and roof gardens more welcoming spaces. Creating jaw-dropping containers is easy if you keep a few things in mind.

1. Choose a container.

When choosing a container, think outside the box. Windowboxes are fine for planting but there are many other alternatives. Basically, gardens can be planted in anything, provided the container has holes for drainage; if necessary drill holes in the container or add a layer of gravel to the bottom to ensure that the roots do not get waterlogged and rot. Antique milk pails, wine crates, even old boots make fine containers and add an extra touch to your garden. When it comes to containers you are only limited by your own creativity.



2. Know the right dirt.

Typical garden soil is too heavy for container gardens. Choose a quality potting soil that is light, and drains easily. Because daily watering leaches fertilizer out of the pots feeding on a regular basis is important. Either add a slow-release fertilizer to your container, or buy potting mix with it already added. For those who go away often a self-watering container might be a good investment.

3. Find the right plant for the right place.

Most importantly, know your plants. Do not plant flowers that love sun in a shade garden or vice-versa. It is a recipe for failure. Know the cultural requirements of your plants and plant accordingly. Try to vary the forms and textures of your plants. For example, a daisy-shaped flower with spikes, or sharp-leaved plants with delicate trailing ones. I try not to use too many colors but find that staying with two colors in varying tones works well. In the end, however, it's your creation so plant what you like. And don't be afraid to try the unexpected: herbs, small shrubs, perennials. There is no rule that says you can only use annuals in containers.

The best thing about containers is that they are temporary. Each year is a chance to try something new and that's what makes them so much fun.



Follow us at   



Thrillers (AKA A FOCAL POINT)

- Abutilon
- Brugmansia
- Caladium (sh)
- Colocasia (sh)
- Cordyline (sh)
- Dahlia
- Hibiscus
- Leonotis
- Millet
- Musa

Fillers (MID-HEIGHT TO COMPLEMENT THE "THRILLER")

- Alternanthera
- Ageratum "Artist" series
- Asparagus fern (sh)
- Coleus
- Fuchsia (sh)
- Cuphea
- Dianthus
- Gazania
- Lantana
- Osteospermum
- Plectranthus (sh)



Spillers (TRAILING PLANTS)

- Artemesia 'Silver Brocade'
- Bacopa (Sutera)
- Bidders
- Callibrichoa
- Dichondra
- Ipomea, Sweet potato vine
- Lobelia 'Laguna' series
- Lotus
- Lysimachia (sh)
- Muehlenbeckia (sh)
- Sedun 'Ogon'
- Verbena

sh: Shade tolerant

SIGN UP FOR OUR NEWSLETTER!

bit.ly/containergardens



Follow us at   

To see Before and After pictures go to: <https://thecapturedgarden.com/gallery/>.

Sign up for [The Captured Garden Newsletter](#).

Want more information/inspiration? Check out [Colorful Container Gardens](#) at the **UMass Amherst Center for Agriculture, Food, and the Environment**.

Talk about the Weather!

Submitted by Helen DeGroot

Talk about the weather! We had a whole year's seasons in a single day last week. Fall's sun, wind and chill in the morning, May's promise of sun and warmth at noon, a December snow flurry at 3PM and, at 5 o'clock, burrr, a cold and nasty almost March. As they say, we can talk about the weather but we can't do anything about it. Personally I think it is good for us to recognize that there are some things we can't control.

In this limited life we are living this winter there are benefits, however, we have had to control rushing out doing things that, maybe, are not actually so important. Suddenly there is time to do things that are really quite unimportant. Here's an example. Being bored one afternoon I looked in a file cabinet that hadn't been checked in years. My past was there just waiting for me to re-live it. In the drawer was a big envelope full of old photographs and I mean old!. Family members, long gone alas and a certain little girl on a bike and one of her in a swim suit about to dive into the water. A happy group on a hayride party complete with horses, the farmer holding the reins looking very responsible, a large table at a birthday party, with about 20 6 year old girls in their party dresses and hair bows. Unfortunately, in a fit of folly I had drawn mustaches on all the faces. Oh! Those were the days my friends, we thought then they'd never end. We wanted to grow up, wear lipstick and smoke.

That was really fun. I recommend boredom. It's restful, gives you time to think, look in drawers you haven't opened for a long time, and then write something about it on the computer. So here, dear editors, is my contribution to the March newsletter. Your faithful efforts, writing it and putting it together are greatly appreciated and much admired. We look forward to reading each one and I am sure that someday, years from now, someone will find them on their old computer and re-live these wonderful years. Helen DeG.



Simple Joys

Submitted by Betts Howes Murray

Every December I carefully load a big plastic flower pot, I mean BIG with bricks and stuff, jam a lobster buoy in the middle of the bricks and so on, to hold and prop up the 5' fake tree for our little dock. The pot is heavy and cumbersome. Looks like a big topiary. It is a system that has worked for the 6 years we have lived here. This is the "tree of light in the months of darkness". Not a Christmas tree because then

we might have to take it down in January. We tie this tree 20 ways to Sunday, put some heavy duty lights on it, and set it on a timer (5pm-7am approx) . We keep it up until the high school sailing team starts to sail in early March or some other point when it is embarrassing to have a tree on the dock or until the lights get swamped and die. (Last year we subbed out the tree for a suspended lighted heart in March or April.) You can't really tell it's a tree from across the harbor- it just looks like a blob. But WE see it and so may observant people



driving/walking by on Elm Street. It is nice. This year in one of the BIG storms in January, the waves broke over the dock and the big pot was swept away. Even at low tide, we can't find the pot. The buoy remained and the tree was crooked, more crooked than usual. Then yesterday, the buoy was swept away. I captured the buoy, stuck the metal "trunk" back in the buoy, but within an hour, the buoy had blown away again. So now we have the tree, swaying madly in this wind. Turns out, we never needed the pot, nor the buoy. We could

simply suspend the tree from the dock roof. Looks the same at night. Simple, simple. But I miss the pot. Photos: Note the progression of the tree: with pot (topiary), with JOY flag for Christmas at sunset, then in early February when I did my dunk, the pot is gone.

An interesting read from [Florida International University](#):

The world's most unwanted plants help trees make more fruit

by Angela Nicoletti, Florida International University



Kleiman in the field, preparing to count mangos. Credit: Florida International University

Keeping the spark alive is hard in any relationship. It's especially hard for fruit trees trying to attract pollinators.

Blaire Kleiman, an [FIU Institute of Environment](#) graduate teaching assistant and alumna, found an unexpected source that keeps this relationship fruitful.

Weeds.

These often unwanted, wild-growing plants might not be particularly attractive to humans, but they do put a spell on important pollinators like bees and butterflies. In fact, the presence of weeds benefits trees and pollinators—and also means more of one of South Florida's favorite fruits.

"Weeds actually do a lot of good," Kleiman said. "It might be helpful to think of them as wildflowers instead of these horrible, ugly things that need to be removed. I say, if they aren't hurting the trees, we should just leave them alone."

Call them needy, but fruit trees can't live without pollinators. Bees and other insects have been shown to increase the size and quality of yields from 70 percent of the leading economically important crops in the world, including mango.

But it's getting harder to bring the bees to the trees. Over the past three decades, pollinator numbers have drastically declined. This could mean a world with far fewer mangos (a world no one wants to imagine).

When fruit trees and pollinators do come together, though, the game of attraction really only just begins. Trees must keep the pollinators interested, so they stick around—and don't fly away to find another tree somewhere else.

Farmers sometimes rely on insectary plants. As the name suggests, these specific plants attract pollinators and encourage them to stick around on the farm. Kleiman wanted to see if weeds could play a similar role since there are hundreds of different varieties of flowering weeds.

Under the guidance of FIU professors Suzanne Koptur and Krishnaswamy Jayachandran, Kleiman compared mango trees at a local farm in Homestead, Florida. One plot of trees had weeds growing around them. The other plot was maintained and weed-free.

The pollinators preferred the trees with the weeds. In turn, the trees benefitted and produced more mangos. In fact, there were between 100 to 236 mangos on the trees with weeds, compared to between 38 to 48 on the trees without weeds.



Kleiman points out findings apply to mango trees, but also to all of the roughly 80 percent of flowering plants of Earth, including fruit trees and all flowering vegetable plants like tomatoes, beans, eggplants and squash. She also hopes this information can help farmers save time and money, as well as reduce the use of chemical pesticides. The research was recently published in *Insects* and was funded by the U.S. Department of Agriculture's Hispanic-Serving Institutions Education Grants (HSI) Program.



Online registration is now open for all Garden Conservancy Open Days through April 30! Please note that registration for all subsequent Open Days will open approximately two months prior to the Open Day. Go to:

<https://www.gardenconservancy.org/events/all-events>

Thinking about opening your garden for Open Days? Here are the details:

<https://www.gardenconservancy.org/open-days/get-involved>

Flora in Winter 2022 at the Worcester Art Museum March 3-6

<https://worchesterart.org/events/flora-in-winter/>

*The in-person attendees will need vaccination verification

*Many events require pre-registration

*There is a *Virtual Tour* again this year of all the floral interpretations for those who may be too far away (Available March 4th)

Flora in Winter

WORCESTER ART MUSEUM, MARCH 3-6, 2022 WORCESTER, MA

Spring comes early to the Worcester Art Museum during *Flora in Winter*, our premiere floral event. The galleries are filled with exquisite floral designs interpreting works of art by garden club members and the public spaces are ablaze with colorful installations created by local floral professionals. Exciting educational "plant based" programming delights visitors who love flowers, gardening, and art. For more information, visit worchesterart.org/flora.



Christine Pahrus 2021

VISITORS TO WAM MUST SHOW PROOF OF VACCINATION.

THURSDAY, MARCH 3

8:30am Flora Live: Designing for the Goddess of Love

Remastered Gallery; Salisbury Doors open at 8:15am, Program begins at 8:30am
Members: \$12, non-members: \$40
Includes Flora admission. Online registration required. Watch Kim Cutler and Michele Landes interpret Veronese's *Venus Disarming Cupid*, a stunning painting featuring a naughty boy and his mother. Conversations encouraged. Optional docent tour to follow.

2pm Make your own Fascinator Workshop, with Julie Lapham

2pm, Members only: \$5; 3pm, General Public: \$10
Studio 100; Online registration required.
Try your hand at making a fascinator, an ornamental, sometimes whimsical style of millinery, frequently worn as a cocktail hat. (Also Friday, March 4, at 11am, 12pm)

FRIDAY, MARCH 4

10:30am Lecture: Out-of-the-Box Flora,

with Flora co-chair Kim Cutler; Conference Room
Free with Flora admission. Online registration required. In this illustrated talk, Kim Cutler will explore the unusual, non-traditional, and out-of-the-box floral interpretations that imaginative designers have created over time for the delight of our visitors.



Thelma Shoneman 2021

11am Make your own Fascinator Workshop, with Julie Lapham,

11am, Members only: \$5
12pm, general public: \$10
Studio 100; Online registration required.
Try your hand at making a fascinator, an ornamental, sometimes whimsical style of millinery, frequently worn as a cocktail hat. (Also held Thursday, March 3, at 2pm, 3pm)

2pm Arranging with the Holly Chapple Pillow, with Sally Jablonski of Herbert E. Berg Florist

Drop in Demo. Museum Library
Free with Flora admission
An alternate to floral foam, the Holly Chapple Pillow is an eco-friendly tool that helps you organize and hold plant material in a vase.

SATURDAY, MARCH 5

10:30am The Art of Raising Flowers with Matt Mattus

Free with Flora admission. Conference Room
Online registration required. Visit worchesterart.org/flora Join Matt Mattus as he shares some tricks and tips on raising old-fashioned and newly introduced flowers. Whether a new gardener or an accomplished one, plan to keep your notebook handy as Matt will be giving us his best advice and sharing his deep secrets.

2:00pm Ikebana Demonstration with Tom Maney, Ohara School

Drop in demo. Library Free with Flora admission
Watch Tom Maney as he creates an Ikebana floral design and learn some principals of this Japanese art.

SUNDAY, MARCH 6


11:00am Leaf Manipulation Demonstration, with designer Thelma Shoneman

Drop in demo. Library. Free with Flora admission
Drop in and watch Thelma manipulate leaves, weave grasses, and use wire with foliage to add interest to floral designs.

2:00pm Hand Tied Bouquets Demonstration, with Sally Jablonski of Herbert E. Berg Florist

Drop in Demo. Museum Library.
Free with Flora admission
Watch and learn how to create a hand-tied design by taking individual flower stems and arranging them directly in your hand to create a bouquet.

Unable to attend in person? Sign up for the Chair's Virtual Tour at worchesterart.org/flora



Marshall comes from a long line of professional gardeners. His father was an amateur musician with more than 200 live recordings. His mother and many were presidents of the Westport Garden Club, a GCA member. Marshall is an active member of the Garden Community. His garden has been on the ABC garden tour, the Guild Hall Garden Tour, and the Two Hampton Historical Society tour. It has also been featured by garden clubs from around the country.

Cohasset Garden Club and North Shore Garden Club invite you to join fellow Zone I Garden Clubs for a luncheon program by internationally recognized interior designer and accomplished gardener Marshall Watson.

**FROM THE INSIDE
LOOKING OUT:
A JOURNEY TO ELEGANCE**

March 30, 2022
Lecture 11:00 • Lunch 12:30
The Chilton Club
152 Commonwealth Avenue, Boston, MA 02116
\$45.00 pp

To reserve your space, please send a check payable to North Shore Garden Club and mail to Susan Barry, 12 West Beach Lane, Beverly Farms, MA 01915
Registration deadline: Friday, March 18th.
Please include your name, email address, and garden club.

Please note, face masks and/or proof of vaccination may be required based on city and club mandates. The Chilton Club requires appropriate city attire at all times. Denim is not permitted in the clubhouse.

Accolades



Anna Surma, one of our newest members, has already established herself as a guardian of the greenhouse. She resides near the RJD and has attended almost every Tuesday greenhouse session, soaking up all there is to know about how we operate, and sharing her talents and gardening know-how. Anna, however, went above and beyond when the storm a few weeks ago dumped two feet of snow on us. No one else could make it in, so



our intrepid heroine trudged to the greenhouse, shovel in hand, ensuring that all was well. Anna’s “can-do” spirit in the aftermath of the blizzard deserves to be heralded. Thank you, Anna!



The National Affairs & Legislation Conference Tuesday, March 1 - Wednesday, March 2, 2022

The Garden Club of America invites all club members to take part in the 39th annual National Affairs and Legislation Conference (NAL). The GCA has been a non-partisan voice of informed volunteers working for a beautiful, healthy planet for over one hundred years. NOW is the time to let our elected officials know what is important to us. **Join us, virtually, as we prepare to lift our voice in pursuit of the critical changes we need to protect our environment.**

Learn about pressing environmental issues and the solutions offered by innovation, harnessing the power of natural systems, carbon sequestration in our soil, forests and oceans, the “greening” of our transportation, energy and infrastructure, and public policy. We will hear from nationally renowned experts helping to solve the challenges of climate change including scientists, policy makers and non-profit leaders, as well as members of Congress. See the complete [Agenda](#).

Tuesday, March 1, 2022

11:00 a.m. - 1:00 p.m. EST - Morning Session

2:00 p.m. - 4:00 p.m. EST - Afternoon Session

Wednesday, March 2, 2022

11:00 a.m.- 1:00 p.m. EST - Morning Session

2:00 p.m. - 4:00 p.m. EST - Afternoon Session


Registration Information:

1. Registration is open to all GCA club members at no cost this year.
2. To register, carefully complete all sections of the registration form via the [Register Now](#) button. **There is no registration close date for the NAL Conference. Register at any time!**
3. All session times are listed in the Eastern Time Zone.
4. Sessions will be hosted via Zoom. You can find the Zoom link in your registration confirmation email. Registrants will also be emailed the Zoom link two days prior to the conference and on the morning of the conference.
5. If you are new to Zoom sessions, [Zoom training resources](#) are available.
6. Questions about registration? registrations@gcamerica.org
7. Questions about the workshop or the conference?
nalconference@gcamerica.org

Garden Club of America website

Winter/Spring 2022 issue of *By Design*

Joy in Everyday Flowers, Art Interpreted Differently, *Fleurs de Villes*, Making a Pot-et-Fleur, Foam-free Workshops, Anatomy of a Design, & More!



View in [Magazine](#) format or Download the [PDF](#)

Don't miss the list of Upcoming Flower Shows with links for more information on page 24!

WINTER 2022

GCA Photography Conference

Thursday, March 31st



The GCA's Virtual Photography Conference will return this year on Thursday, March 31, free and open to all. Once again, we hope our lineup of speakers will inspire both experienced and novice photographers to try to capture the wonders of nature through our lenses. We will travel to Britain with one of the country's best garden photographers; we will learn how to capture wildlife in a safe and respectful way; we will discover how to make beautiful plant portraits in the field and at home; we will peek under the software hood to see how Lightroom can help us organize and improve our images with a few simple steps; and we will see how our phone cameras can create amazing floral art. Planning is still in the works, so look for the Invitation and Registration Form in your inbox in late February for the full roster. There is a world of discovery awaiting on March 31, and we hope you will join us!

For more information: [GCA 2022 Photography Conference](#)

A View from my Window

As the seasons change, please share your photos!

Email photos to Linda (lindyc@davecornellcharters.com) or Laura (LCampbell64@comcast.net)

View at Sandy's

Nothing outside but Margaret the cat is enjoying her orchids!! Spring is coming!!!



View at Tina's - Rosemary rooting on the windowsill



From Deborah Winslow Nutter

Looking out to the left of my bedroom window one morning in January:



Anna Surma's view:

My Christmas wreath is enjoyed by a hungry robin. He also enjoys our heated spa.



From Betsey Lawrence:

I have been spending some time in Florida.. coming home soon... but Enzo has found his new favorite spot in my garden!

My new condo there (flipped the old one) has a big tropical garden that I can't wait to dig into!

From Barbara Brown:

My husband and I love having friends over for dinner and now that most are cleared for masking we've started to entertain again. My favorite part is setting a table, especially the flowers. (Luckily my husband can cook!) An image of a vinyl album cover—Eric Clapton's Layla, 1970—inspired last week's table. Flowers from Shaw's Valentine's Day week. Might be a fun challenge for members *a la* MFA's Flowers in Bloom?



A message from Susan McLaren:

Greetings from Lauderdale- by- the-Sea where it's mostly sunny and 80 degrees!

Before we drove down here in late January, a friend sent me a news article saying that Florida was experiencing unusually frigid weather, and cold-stunned iguanas were falling from the trees. Luckily we haven't encountered the cold or the falling iguanas, but we did see this guy recently.



Another picture from Susan: Stunning color!!



From Lisa Melgard:

This is Milo. New buddy of mine. He came to live at the farm with us last fall and we're totally smitten. He's a good walking partner and loves to hike the DNRT trails.



I'm not sure how helpful he will become gardening time based on how he participated in harvesting my leeks in the fall.



At Ruth Jolliffe's:

This is the second or third year this Amaryllis has bloomed and I see another bud coming up from below!



From Beth Ladd...“Let’s talk turkey!”



Susan Mead's horse Jackson enjoys retirement and the newly fallen snow in Virginia:



However, her cat Finn....definitely not happy about winter



Caroline Wehner's cat adopts a different strategy for dealing with winter. Not too many cats can play piano. Here is Lamby playing a tune:



Tips & Tasks for the March Garden

March:

- Fertilize poinsettias.
- Check stored bulbs aren't being eaten by mice.
- Remove forced bulbs from cold storage and put them in a cool place until they sprout, then place them where you want them to bloom.
- Start seeds inside.
- Begonias can be started in peat moss.
- Send a soil sample for testing.
- Have the lawn mower tuned-up. Sharpen pruning shears.
- Prune fruit trees of dead and diseased branches, and give them a general pruning as well. This is the time for dormant pruning, pruning the trees while they are in a non-growing state.
- Don't prune spring blooming trees and shrubs, except to snip a few for inside forcing.
- Cut woody perennials to about 6 inches above ground.
- Gently push back into ground any plants that have frost-heaved.

With thanks to: <https://www.andovergardenclub.org/a-new-england-garden-by-the-month>

Links of Interest

From Edible Cape Cod - [Bringing Bee Balm, Calendula and Yarrow into the kitchen](#)



Check out Gardeningetc.com's

[Landscaping with grasses: 10 ways to bring these textural plants into your plot](#)



From GardenDesign.com:

[Native Plants - How \(& Why\) to Grow a Native Plant Garden](#)

Create a beautiful native landscape design that benefits wildlife and the environment

Miles Away - Inside Scoop

GCBB Members that have upcoming travel plans might need guidance or ideas on what shouldn't be missed in the area where they will be traveling. We invite you to share your experience and expertise! For example, Susan Mead will be going to Croatia and would love to hear from anyone about top places to see while she is there (botanical gardens, points of interest, etc.). Send Susan an email with your best tips: SWMead@comcast.net.

Keep us posted on any trips and if you want members to send you their best tips!

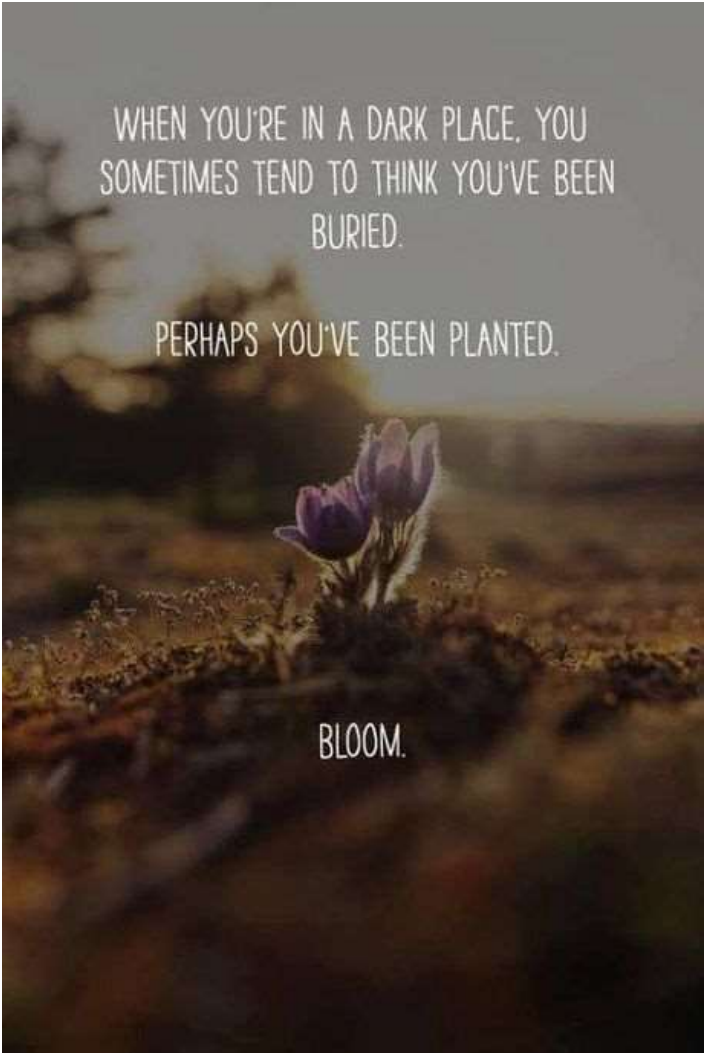
Just for Fun



March 2022

Sun	Mon	Tue	Wed	Thu	Fri	Sat
		1 Greenhouse (Sign up online) GCA NAL Conference	2 GCA NAL Conference	3	4	5
6	7 GCBB Garden History & Design Committee 7pm (via Zoom)	8 Greenhouse (Sign up online)	9	10	11	12
13 Daylight Savings Time 	14	15 Greenhouse (Sign up online)	16	17 🍀 🍀 🍀 🍀 St. Patrick's Day 10:30 GCBB Monthly Meeting (location TBA)	18 Full "Worm Moon" 	19
20 Vernal Equinox  First Day of Spring!!!	21	22 Greenhouse (Sign up online)	23	24	25	26
27	28	29 Greenhouse (Sign up online)	30	31 GCA Photography Conference	Monthly Meeting – 10:30AM (location TBA) Joint Meeting with Little Compton Garden Club to kick off preparation for 2023 GCA Flower Show. Ruth Furman and Libby Moore LCGC Co-Chairs	

A gentle reminder...



Until next time...



Linda's sweet dog Nugget patiently waiting for spring