



Garden Club of Buzzards Bay

From the Ground Up

December 2021

Presidents Message



Dear all,

It was lovely to see so many of you at our winter greens market and greenhouse celebration.

The winter greens market was a success on all levels—we enjoyed the preparation, snagged some beautiful holiday decorations and raised some money for the club! Thank you to all who contributed time, talent and materials, to all who shopped and, especially, to our fearless leaders Sandy, Anne, Tina and Cheryl. Plans are already underway for next year.



As you saw, the greenhouse renovations are nearing completion, and she indeed looks fresh and fabulous at forty! Because we chose to retain the vintage “arms” that open the vents, it is taking our contractor a little longer to devise a way to make them work with a modern automatic opening system, but a win is near! There are a few more details, and one missing bench yet to arrive, but we should soon be up and running again (Photo of Janet, Linda and Contractor Will Traubel).

Another bit of good news: Gifts and pledges to the Fund for the Greenhouse now total **\$35,768**. That is sooooo close to our goal of **\$36,000** that I think we can call that fundraising effort done! Your generosity is amazing! Thanks to your support, we are in good shape operationally and financially. The Fund will remain open for ongoing donations in support of greenhouse maintenance and operating costs, either via our dues statements or otherwise. As we head further into the holiday season, I wish you all peace and goodwill. I am looking forward to seeing you again in the new year when there will be more plants, projects and conviviality.

Take care,
Janet

Table of Contents:

President's Message	1
Changing of the Seasons	2
At the Greenhouse	3
Greenhouse Celebration	4-7
Committee News	
Winter Greens Market	8-9
Plant Sale	10
Features - Master Gardener	10-11
Accolades	12
GCA Website	13-14
View from My Window	14-15
New Provisional Members	16
Tips & Tasks in the Garden	17
Link (s) of Interest	17-18
Notebook Updates	18
Fun Facts	18
Just for Laughs	19
December Calendar	20
Until Next Time	21



Enjoy the changing of the seasons...



At the Greenhouse

The Greenhouse at 40 - Look at her shine!!



New misting table



Vintage soapstone sink, metal work tables and wooden bench



New Electric Panel for vent operations



Tables awaiting cuttings for Plant Sale

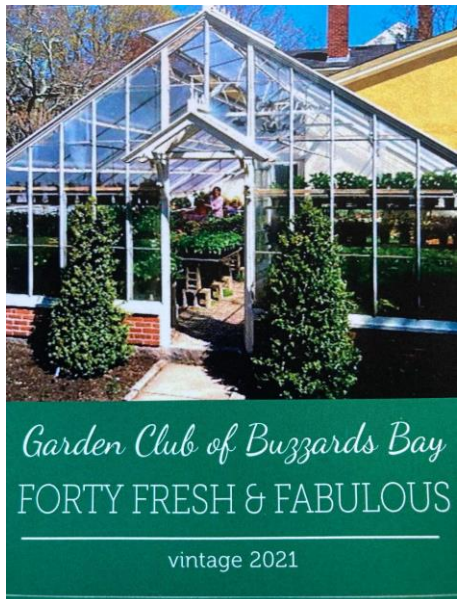


New Benches - No more splinters! What a project and accomplishment! Time to CELEBRATE!



Greenhouse Forty Fresh and Fabulous Celebration!

Written by Linda Cornell



On Saturday, November 20th just after the closing of the first ever “GCBB Greens Market” we gathered together to celebrate our newly renovated greenhouse. The “old girl ain’t what she used to be”. Rather, she is slick and shiny but with all the original touches of historic age mixed in. She has been transformed but it has not diminished her welcoming and comfortable appeal. She has sass now! A bag lunch complete with homemade cookies from three of our best bakers was served along with hot cider and some festive pink Prosecco adorned with a holiday cranberry. Small tokens of appreciation were handed out in the form of scratch tickets to “possibly” make up for donations our members made to make this renovation a reality. I do not believe there were any big money winners but we won by simply being together. To add to the fun atmosphere five


beautifully wrapped raffle prizes of amaryllis were gifted to those with the winning numbers. It was certainly a celebratory day as we kicked off the Holiday Season in style.



Many thanks to our hostess along with her amazingly talented co-hosts. Linda Cornell with Susan Mead, Tina Read and Beth Ladd who all helped to make this festive gathering joyous!



Beautiful Table



"Forty Fresh and Fabulous" napkins



Delicious bagged lunch



Festive details including:

bags with scratch tickets!





Winner #1: Margaret Forbush



Winner #2: Helen DeGroot



Winner #3: Nan Sinton



Winner #4: Susan Mead and
Winner #5 Susan McLaren (far right) holding up her winning ticket!

At long last...a chance to celebrate and catch up in person!!



As with beloved old friends, we always pick up right where we left off.



Linda with Helen DeGroot (and her winnings!)

Committee News



Winter Greens Market

Written by Anne Heller

We're happy to report that the Club had another successful sale (this time a winter greens market) – quite an accomplishment in a pandemic year! The market gave members an opportunity to create beautiful wreaths and other seasonal arrangements, purchase decorations for their homes, meet and greet friends, and support the Club (with a net profit of over \$2,000).

We have a long list of people to thank: the creative team who made wreaths, topiaries, and boxwood trees for the sale; those who donated the cuttings from their gardens; members who helped staff the sale; and our shoppers. A special thanks to Tina Read, who provided supplies for the workshops and inspiration for the participants.

Before the magic happened:



The Magic happening...



The Magic!!



Plant Sale

Written by Margaret Forbush

Covid, renovation work, and the loss of our venue at St. Mary's gym, have steered us in a new direction for our annual May Plant Sale. This year's sale, at the RJD, will be more intimate in scale than our typical sale, but promises to be robust in terms of selection, including: herbs, perennials, specialty edibles and native plants.

No sale is complete, however, without the annuals. How do we get those flowers without taking cuttings? We order them as rooted plugs from North Carolina Farms, a nursery that accommodates small not-for-profit like the GCBB: manageable quantities with reasonable wholesale prices.

The nursery website is like a garden catalogue on steroids. The sheer number and the variety of plants are overwhelming. Several weeks ago, Linda and I spent hours determining what colors, shapes, and textures we wanted. So many choices! But..... What can we grow well? What plants are bug magnets (to be avoided)? What will look enticing when clustered in planters? Our color palette ranges from bold blues, glowing salmon, and precious pinks, to crisp whites and a shot of velvety red. We are excited to introduce petchoas (a hybrid petunia and calibrachoa) and the feathery deep rose acalypha. Complementing the flowers, we have foliage plants in strong deep purple, gleaming lime, and soft silver.

Once we knew what we wanted, the list needed to be edited and charted by color/growing habit to ensure that we had a balanced collection. I abandoned my cold dark home, left without power by the recent nor'easter, and decamped to the public library. There, on a grey November day, I spent an afternoon dreaming of a radiant May day filled with blooms. We hope this inspires you to do the same. Greenhouse Committee members: Be ready for the "All hands on deck!" request when the plugs arrive the week of December 27th.

Features

Master Gardener Project at RJD

Written by Susan McLaren & Marcy Busch

By now you've probably heard about the Master Gardener project at the Rotch-Jones-Duff House (RJD) but may be wondering what's going on. So, here's the back story.

Since 2012, the RJD gardens and grounds have undergone many changes to make them more historically consistent with the period of late 19th to early 20th centuries. For example, the parterre rose garden was completely renovated, a small orchard of pear and apple trees was planted, and the civic garden was replaced with grass. However, the wooded Southeast quadrant (SEQ) of the property has been somewhat neglected and badly overgrown in recent years. That was the primary area our club used to teach New Bedford 4th graders about wildflowers and plant habitats as part of our Backyard Botany program. The SEQ was in serious need of a facelift....and Master Gardeners came to the rescue!

Who are Master Gardeners (MGs)? They're experienced, trained volunteers dedicated to providing horticultural and educational resources to the gardening public. Becoming an MG requires successful completion of a 14-session horticultural program followed by 60 hours of supervised internship. To maintain certification, MGs must continue to do 30 hours of volunteer work annually in approved gardens.



Thanks to the efforts of Marcy Busch, the RJD became one of the 40 approved project gardens offered through the Master Gardener program all over eastern and central Mass. That meant people in the MG program could work in the RJD gardens to earn hours for their certification, and the RJD would have trained volunteers at no cost to complete an important project....win, win! Marcy took the lead on working with the MMGA, the RJD board, and others to define this project and get it set up. It was agreed that work would focus on restoration of the wooded SEQ of the property. Marcy Busch and Susan McLaren served as co-project managers, while Ruth Furman (our MG approved horticulturist) and Nan Sinton provided horticultural guidance and design expertise for the project. Rick Finneran, RJD Facilities Manager, also provided essential support and some heavy lifting!

We started work at the RJD in April 2021 and continued through October, meeting once or twice a month for 3-hour sessions. Over 10 different volunteers participated during this time, hailing from Dover, Westport, Lakeville, Marion (thank you, Cathy Stone!), Duxbury, Needham, etc. Together we spent 155 hours working on cleanup and restoration of the SEQ and accomplished a lot! We pruned trees and shrubs, edged beds, removed sod, transplanted perennials, solarized the greenhouse annex area, removed invasives and other unwanted plants, weeded several areas including the boxwood gardens, identified and inventoried existing plants, and more. Bittersweet and poison ivy were ubiquitous and challenging to eradicate. Probably our biggest nemesis was yellow root (*Xanthoriza simplicissima*), a shrubby native plant that had taken over large sections of the SEQ and was very difficult to remove.

Although our work is done for the 2021 season, the project is not complete. Next year we hope to continue working with MG volunteers to finish restoration of the SEQ by completing cleanup and prep work at the site and installing plant material as part of a new landscape plan designed by Nan Sinton. Stay tuned for Phase 2 of the RJD woodland restoration project. To learn more about the Massachusetts Master Gardener program and requirements, go to massmastergardeners.org

Accolades

Hear ye!! Hear ye!!

This section of our newsletter is dedicated to the accomplishments of our GCBB members. We encourage you to share with us your own pat on the back or a member who would not be comfortable tooting their own horn. These accomplishments do not have to be garden club related but perhaps another organization has singled someone out or possibly someone got a nod for a fabulous garden. Did you get the Grandma of the Year award? It does not matter! What matters is that your friends and GCBB members want to congratulate you and share in your noteworthy achievement.. BRAVO! Well done!!

To start this section off we would like to acknowledge ***Ruth Furman, Linda Cornell and Janet Coquillette*** for spearheading our greenhouse renovation project. This has been a long and winding road but the results are fabulous and we now look forward to growing plants and being together again in a new and improved greenhouse. Congratulations, ladies!!



THE GARDEN CLUB *of* AMERICA

Garden Club of America website

Shop 'til you drop from the comfort of your home at:

[The Garden Club of America's Marketplace](#)

National Affairs & Legislation

Are you thinking about attending the National Affairs & Legislation conference? Check out the interesting videos from past conferences: <https://www.gcamerica.org/members/videos/category/id/10>

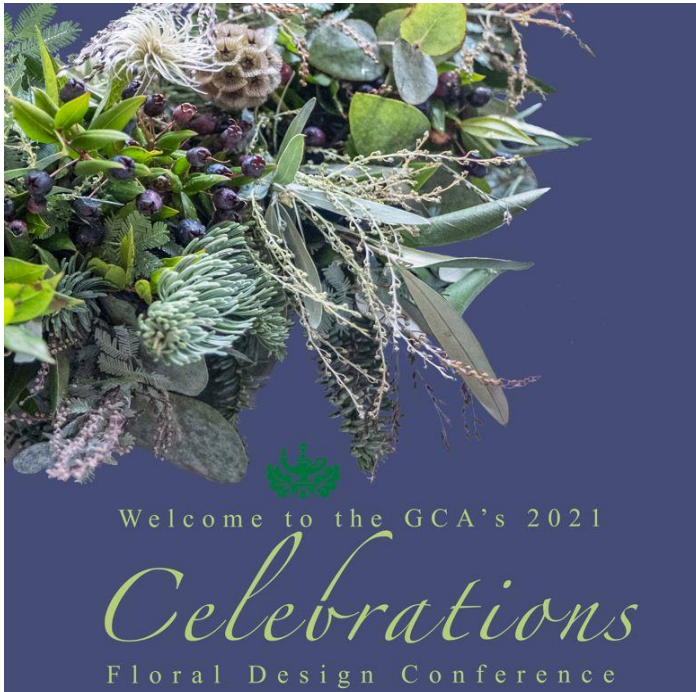
Take 4 minutes to watch the video:

["Your food choices matter in the fight against Climate Change"](#)

to learn more about food choices and how eating lentils (yes, LENTILS!) can help with climate change.

Upcoming Garden Club of America Member Event:

2021 Floral Design Conference - Wednesday December 8th 11:00 - 2:30 ET



This year all club members are invited to come together from across The Garden Club of America for the 2021 Floral Design Conference at no cost.

Join in on December 8th, and count on insightful instruction, fresh ideas, updates on sustainable practices, and astounding winter arrangements from some of the greatest names in floral arts. Take the opportunity to interact with designers during a live question and answer session. You'll end the conference with new techniques and inspiration just in time to put it all into practice decorating holiday celebrations with friends and family.

New this year, you can design along with one of the floral artists! Laura Iarocci, AIFD, will be creating two wreaths in her program. To learn Laura's technique, and begin your own wreath, [CLICK HERE](#) for a list of materials and supplies.



Deadline to register is Sunday, December 5th. To register, go to:

<https://www.gcamerica.org/members:calendar/ereventdetails/id/377>

A View from my Window

As the seasons change, please share your photos!

Email photos to Linda (lindyc@davecornellcharters.com) or Laura (LCampbell64@comcast.net)

View of Super Moon at Libby's




Oh, Deer! Same view, different day:



Out Margaret's window:



A frosty bird at Tina's:



From Holly in Florida - Sunshine and Birds of Paradise (just as beautiful at night)!

Welcome two new Provisional Members!



Jane Rheume

Jane has been a lifelong resident of South Dartmouth. Married to husband Rich they have two children. Jane is a dedicated grandmother to four grandchildren. She worked as a pediatric nurse at St Luke's Hospital in the Lombard ward. She followed that career by working at the Dartmouth Children's Museum as a volunteer coordinator. Jane also substituted in the Dartmouth elementary schools as a nurse.

She enjoys bird watching outside her windows. Jane also appreciates and grows dahlias.



Deborah Winslow Nutter

Deborah has had a summer home in Padanaram since 2012 and is thrilled to be living here full-time and to be joining the Garden Club. She was an academic and until last summer was Senior Associate Dean and Professor of Practice at the Fletcher School of Law and Diplomacy. Her signature course was on historic leaders and their geopolitical impact, and she is currently working on a book project on leaders and their spouses. Deborah has always been passionate about the landscape of New England, as well as historic architecture.

Deborah and her husband, Alan Rutan, a retired physicist, live in Padanaram Village and have just finished what has seemed like a major project building a guesthouse for their children, grandchildren, and friends.

Tips & Tasks for the December Garden


DECEMBER:

- Remove old leaves from evergreen hellebores and all foliage deciduous hybrids.
- Cover smaller shrubs with tee-pees to protect against snow or wrap the plants, or shrubs in burlap.
- Plant pre-cooled bulbs in pots for indoor color. Put them first in a cool and dark spot to begin root growth. Water so they don't dry out.
- Remove decorative foil from gift plants. Set the plants into waterproof containers on a layer of gravel.
- Poinsettias should be in moist, NOT wet soil.
- Fertilize houseplants.
- If you haven't done it yet, put stakes around your gardens bordering driveways and roads where plowed snow might harm them. The stakes will guide the plow elsewhere!
- Save hardwood ash to amend the soil in the spring. If your compost pile is not covered, the ashes can go in there.
- Think about gardening tools, equipment and books as Holiday gifts.
- Don't go dormant yourself. Find and attend a gardening seminar or two.

With thanks to: <https://www.andovergardenclub.org/a-new-england-garden-by-the-month>

Links of Interest

UMass Extension's 2022 Garden Calendar



11	Sunrise 5:51
	Sunset 7:53
	● Last Quarter Moon
To dry flowers for indoor arrangements, cut before they reach full bloom.	

A Way to Garden.com



'horticultural how-to and woo-woo' | margaret roach, head gardener

PODCAST

PLANTS

RECIPES


HOW-TO

NATURE

BOOKS

HOME

To receive a weekly newsletter by email, enter your email address and click **Join** on the following website: [A Way To Garden](#):



Get my ribbiting free **newsletter!**

your email address here

Join

Notebook Updates

- New email for Anna Surma - Surma1153@gmail.com (the verizon email isn't working)
- Add Betsy Lawrence to Website Committee
- **Holiday Luncheon on December 9th cancelled (to be replaced by an event in May, details TBA)**

Fun Facts

- ~ Holly is the symbol of goodwill and friendship
- ~ "Winter Weather Advisory" indicates 3-5" of snow in 12 hours
- ~ "Winter Storm Warning" indicates at least 6" of snow in 12 hours
- ~ Did you know that squirrels can find food under a foot of snow??



Just for Laughs

I recently heard from a long standing GCBB member, Joan Bullard with a funny archival fact. She had been going through her mother's (Eleanor Read Knowles GCBB member 1933) old scrap books and ran across a "list of what goes on" from the GCBB in 1932.

The entry was "*Traditional Ragweed Pulling*" with the instructions: "*to be done before it goes to seed*". What do you think ladies? Anyone in?

A gentle reminder



A November rose from Linda's garden

"We can complain because rose bushes have thorns, or rejoice because thorn bushes have roses."

— *Abraham Lincoln*

December 2021						
Sun	Mon	Tue	Wed	Thu	Fri	Sat
First Night of Hanukkah 			1 10:30 Hort Committee Coach House	2	3	4
5 Last day to register for GCA's Floral Design Conference on Wednesday 12/8	6	7	8 GCA "Celebrations" Floral Design Conference 11AM-2:30PM Last Night of Hanukkah	9 Cancelled: GCBB Holiday Luncheon	10	11
12	13	14	15	16 10:00 Grants Committee Coach House	17	18
19	20	21 	22	23	24	25 Merry Christmas! 
26 Happy Kwanzaa! 	27	28	29	30	31 New Year's Eve 	

Horticulture Committee – Wednesday, December 1, 10:30 @ Coach House to make succulent wreaths for table decor

Holiday Luncheon on December 9th cancelled (to be replaced by an event in May, details TBA)

Grants Committee - Thursday, December 16, 10:00 @ Coach House to review the grant applications received.

GCA's 2021 "Celebrations" Floral Design Conference (Free to members):

<https://www.gcamerica.org/members:calendar/ereventdetails/id/377>

January 2022 Newsletter: Send us anything you would like to share with members. Photos (view out your window, fun pet and travel photos), gardening articles, links of interest, accolades for members. **Be a part of your GCBB newsletter!**

Until next time...

Be sure to be good while waiting for Santa!



or he won't bring you the best gift ever!



Monty, 11 month old NEADS World Class Service Dog in training