



Garden Club of Buzzards Bay

From the Ground Up

November 2023

Presidents Message

Dear Members,

As we look forward to November, I can't help but be impressed by what we did in October!

Individual committees are starting on their projects for the year, our greenhouse is up, running and filling up fast. We started our workshops on Tuesday mornings (after greenhouse) for our Winter Greens Market, and we had a wonderful and inspiring visit to Keith Farm.



November brings in the merriment of the holiday season and the spirit that goes with it. I have often heard that November is called the middle child, caught between the excitement of Halloween and the festivities of all that is celebrated in the month of December. The anticipation of the holidays is always a special time.

I hope you will join us for our weekly Holiday Greens workshops. It is a marvelous time to work together, learn something new and help our club have a successful winter fundraiser. It's also just plain fun!

A couple of dates to put on your calendar: the Holiday Green Market is on December 2nd from 9 AM to 2 PM. Our Holiday party will be on December 12th in the Coach House, time to be announced!

Enjoy the season!

Sandy

(Photo: Linda Cornell)

Table of Contents:

Letter from the President:	1
Changing of the Seasons	2
Committee News	
Conservation	3-4
Grants	5
Greenhouse	5-7
Holiday Greens Market	8
Visiting Gardens	8
Holiday Recipes	9-10
Features	11-14
Accolades	15
GCA	16
Membership	17-19
View from My Window	20
Miles Away	21
November Calendar	22
Just for Fun	23
Until Next Time	24



Stunning purple of Monk's Hood
at Laura Campbell's.

Changing of the Seasons



Beautiful foliage at Linda Cornell's



A bounty of apples at Linda Cornell's
(Photos: Linda Cornell & Laura Campbell)

Committee News

Conservation Committee

Submitted by Susan Rothschild

The Autumn Joy Education Exhibit Committee, composed of members of our Conservation Committee and of Little Compton Garden Club, were thrilled at the reception that our “Why are Oaks Special” exhibit received from visitors and judges. We were awarded the Marion Thompson Fuller Brown Conservation Award for “an outstanding conservation exhibit at a GCA Flower Show”, and the Ann Lyon Crammond Award for “an outstanding education exhibit at a GCA Flower Show”. Two blue ribbons!



Because of the positive response, we were asked by Mary Bruce Rae-Grant, our Zone I Bulletin Representative to submit a write up that may or may not be published in the GCA Bulletin on how we accomplished what we did along with an exhibit photograph. Here is the write up limited to 150 words:

“Oak: Biology, Bounty and Belief by Kathy Wattles and Susan Rothschild

The Statement of Intent for our Education Exhibit in the Autumn Joy Show was: ‘Why are oaks special? Oaks are recognized for their economic importance, natural beauty, cultural and symbolic significance...’

As co-chairs, we met early to frame our diverse topic into three areas: Biology, Bounty and Belief. Members agreed and proposed we each concentrate in one area. At meetings, we shared discoveries, and winnowed subjects. Members took the lead in developing displays for their area—choosing objects, photographs; bulletin boards; setting up TV-looping YouTube video ‘New England’s Native Oak Trees’; designing/installing focal 16’ poster of oak tree illustrating theme question.

We mapped the exhibition space and did a display mock-up. A booklet and brochure for our 300+! visitors preserved our detailed research. Exhibit destinations include area conservancy organizations, civic oak restoration projects, and other public venues. We also plan to showcase the exhibit to the GCA.”

We also have been encouraged to have our exhibit travel! The first venue will occur soon. The Westport Land Conservation Trust will display our exhibit with their augments from November to March at their Westport Woods Park location. We are supporting this effort with an “Exhibitor Letter” to them describing our experience with the display—what especially appealed to visitors, as well as a list of items in the display and how we included them, and a photo of the exhibit.

The oak seedlings that were left over from our exhibit are going to The Friends of Hazelwood Park as part of our soon to get re-rolling Conservation Committee oak restoration project with them. Chance Perks, New Bedford Conservation Agent and former City Arborist, is also President of the Friends and earlier this year led some of our committee on a tour of the park, pointing out the oaks—mostly Scarlet Oaks, maybe one Black Oak—presently in the park, and sharing his vision for oak plantings. This includes expanding the diversity of oak species to include white oaks. We also hope that our Education Exhibit will find a display venue at the park, perhaps in the Spring or Summer when planting can occur. In this regard, the brochure “How to Grow an Oak and booklet Oak: Tree of Life, Biology, Bounty and Belief” from Autumn Joy will serve as education outreach tools. By the way, if you did not get a copy of either of these at Autumn Joy, we will be making them available to members at the Greenhouse.

A last item is not necessarily Conservation news but deserves club knowledge. When we toured Hazelwood Park with Chance Perks he told us of the Friends of the Park intention to re-create a dahlia garden to honor the last owner of the property, who was a dahlia devotee. Thanks to Ellen Christie, the dahlia collection of her friend Dave Tripple, who is downsizing from house to apartment, is going to the Hazelwood Park Garden. Ellen and Chance dug up some 15+ plants with lots of tubers on them at the Tripples this last weekend. They will overwinter in sand and perlite under Chance’s supervision. Members of our club who would like to be involved with the Hazelwood Dahlia Garden would be welcomed. Please contact Ellen (echristie247@aol.com) if you are interested in volunteering with the Dahlia project.

Grants Committee

Submitted by *Gig Lang*

The 2024 Grant "Request for Proposal and Grant Application" has been sent out to Non-Profits in the community. The application deadline is November 30, 2023. If any club member would like to recommend an organization, please email me the organization's contact information and we will send them an application.

Fall has arrived! If during your clean-up you have any tools that you would like to donate the grants committee will be happy to distribute them to Our Sisters' School, Youth Opportunities Unlimited and other non-profits that have youth programs. There is always a need for tools. I will be happy to pick them up, just email: giglang@yahoo.com Let's recycle and donate.

Greenhouse Committee

Anna Surma, Caroline Wehner and Holly Barrows

Submitted by *Holly Barrows*

The Greenhouse is off to a great start! We welcomed new Provisional Members on 10/3 with a tour, an explanation of the workings of the Greenhouse and discussion of propagation of healthy plants for the Plant Sale from cuttings, plugs and seeds.

The official Greenhouse opening was 10/10 and it felt good to be back! Greenhouse Committee Members brought in and prepared coleus, salvia, plectranthus, Persian shield, geranium, lantana and fuchsia for cuttings. The bench is already half full - check out the photos below (courtesy of Holly Barrows and Holly McDonough).

The calendar for maintenance is available [online](#) so please do sign up.



President Sandy holding court (Photo: Holly McDonough).



New member Cynthia Brown joins in



Left: Our fearless greenhouse leader Anna Surma with new member Pat Wecker



Anna Surma and Ruth Jolliffe



Iryna Priester planting coleus cuttings and obviously playing peek-a-boo!

Holiday Greens Market

Submitted by Linda Cornell

DECK THE HALLS

The Winter Greens Market festivities have begun. We will gather in the Coach House **each Tuesday morning at 9:30** until the sale on **December 2nd**.

We made fifty angels on our first meeting!



Tina shows Theresa how to make angels while Christel Phipps (left) is already a pro at it! (Photo: Linda Cornell)

Every Tuesday we'll pull out all the creative stops for our members to be a part of. *This is an all-club invitation* to join the fun and joy-filled camaraderie. Greenhouse committee members please join us after your work in the greenhouse is complete.

We ask that you hold off on your evergreen pruning until later in November (think Thanksgiving) so we have fresh greens to work with. We would also love to have you drop off nifty, unusual containers that can be used for arrangements. Bring any ideas you may have that are fun to make and share. We love new ideas!


Come one come all!

Visiting Gardens Committee

Submitted by Carline Wehner

Members are reminded to fill out the GCA Share my Garden Form, found in the Members section on the [GCBB website](#). Submit completed forms to the Visiting Gardens Chair, Caroline Wehner carolinewehner2@gmail.com.

As we mentioned in last month's newsletter, Holly Barrows found her mom's RJD Christmas Celebration Preview Party recipe collection from 1987. Holly's mom, Charlotte Babbit, was a member from 1972 to 2012 and club President from 1980 to 1982. She also volunteered at the RJD. ago. Bon Appetit!



1987

Rotch-Jones-Duff House & Garden Museum

Christmas Celebration Preview

Recipe Collection

BUTTERED PECANS OR WALNUTS

1 lb. pecans or walnuts 2/3 stick of butter
Dash Lee & Perrin
1/2 tsp or more if you like, curry

- Melt butter.
- Add Lee & Perrin and curry.
- Spread nuts on cookie sheets.
- Spoon butter mixture evenly over nuts.
- Bake in 325° oven fifteen minutes, then gently, with slotted spoon, turn them over.
- Bake another ten minutes
- With slotted spoon, drain on about four layers of paper towel. (over

-Move around with slotted spoon, then sprinkle with salt.

CURRIED ENGLISH MUFFINS

1 C. chopped ripe olives
1/2 C. thinly sliced scallions
1/2 c. shredded American cheese
1/2 c. mayonnaise
1/2 tsp. salt
1/2 tsp curry powder
1 pkg (dozen) English muffins split. Spread mix on broiled muffins and put in broiler again.

Cut each muffin into quarters

Serves 8.

GREEK CHEESE PIES

2 16-oz packages frozen phyllo dough leaves
1 lb feta cheese
1 lb cottage cheese
1 egg
1/4 cup parmesan cheese
melted butter

-Soak feta cheese in water for one hour to remove excess salt.

-Crumble feta into a bowl and mix with cottage cheese, egg, and parmesan cheese.

-(Thaw dough according to package)

-Remove leaves from package, unfold carefully, and cut the pile of leaves in half lengthwise.

(over)

-Working with a single half sheet at a time, assemble as follows:

-Brush sheet sparingly with butter and place a teaspoon of mixture on it as shown in A. (card attached)

-fold sheet along dotted lines shown in A.

-fold sides first so they overlap and then fold up bottom so it overlaps mixture tucked inside.


-proceed to fold sheet along dotted lines in B, starting with the right hand bottom corner. The resulting shape will be a triangle.

-Brush each triangle lightly with butter.


-Bake at 375° until golden brown. (30-40 min)

If dough becomes brittle and difficult to work with, place a damp cloth over the leaves for a few minutes.

A.




B.



Features

Puddin' Stones

Submitted by Linda Cornell



This past Thursday our meeting took place at Lynn Keith's beautiful property. Her glorious barn, her newly renovated kitchen, the tomato greenhouse and her fantastic, landscaped property. One curiosity stood out for many - her "Pudding Stone" sculpture.

I was introduced to "puddin' stones" by an old renowned landscaper, Lloyd Lawton in Tiverton, RI back in the seventies. They became one of his signature touches for many of the gardens he created in Little Compton. These stones are plentiful, especially along the coast where this photo was taken as David and I walked the shoreline last week.

So, what is a Puddin' Stone? Briefly and simply, it is a conglomerate of many smaller stones and pebbles that accumulated in riverbeds which

through heat, pressure, and glacial freezing stones were cemented together. The glaciers advanced southward into New England depositing them along its path. It has happened all over the globe but for those us in New England, their origin is Canada.

The contents of each Pudding Stone vary depending on the origin and what stones were collected en route to the final point of deposit. In England for instance, where the name originated, the pebbles within the larger conglomerate looked like raisins, nuts and fruit in their traditional puddings, hence the name Pudding Stones. They are quite colorful and are fun to look at as the contents are so different from the ones found in New England.

Each Pudding Stone is unique and tells a story of metamorphosis. Since seeing Lynn's sculpture, I may very well look for one to use in a similar fashion!

From **The Monarch Gardener:**
WHY DID THE CATERPILLAR CROSS THE ROAD?
To get to YOUR yard of course!

Woolly bears of all species heard you were being lazy this fall and not cleaning up your garden too much. They also heard you were raking your leaves into your flower beds to provide insulation for your plants and a nice spot for them, and their other pollinator friends, to spend the winter.

Be a friend to the woolly bears and back off a bit on your garden clean up. Leave your plant stalks uncut for those pollinators who overwinter in their stems, and the seed heads as natural bird feeders. Leave leaf piles for those who winter in them including toads, snakes, caterpillars, native bees, and those lovable pill bugs.

Pictured below are two caterpillars I rescued from my road yesterday and moved to my leaves: a woolly bear, or Isabella tiger moth, *Pyrrharctia isabella*. and the all-black giant woolly bear, or giant leopard moth, *Hypercompe scribonia*.



Left: Isabella Tiger moth, *Pyrrharctia Isabella*



Right: Giant Leopard moth, *Hypercompe scribonia*

Bee House Update

Submitted by Sandy Hall

The first season with my bee house was mostly just me quietly watching to see if anyone moved in. My patience paid off in early September. While weeding, I looked at the house and noticed that four of the hollow reeds had been sealed.

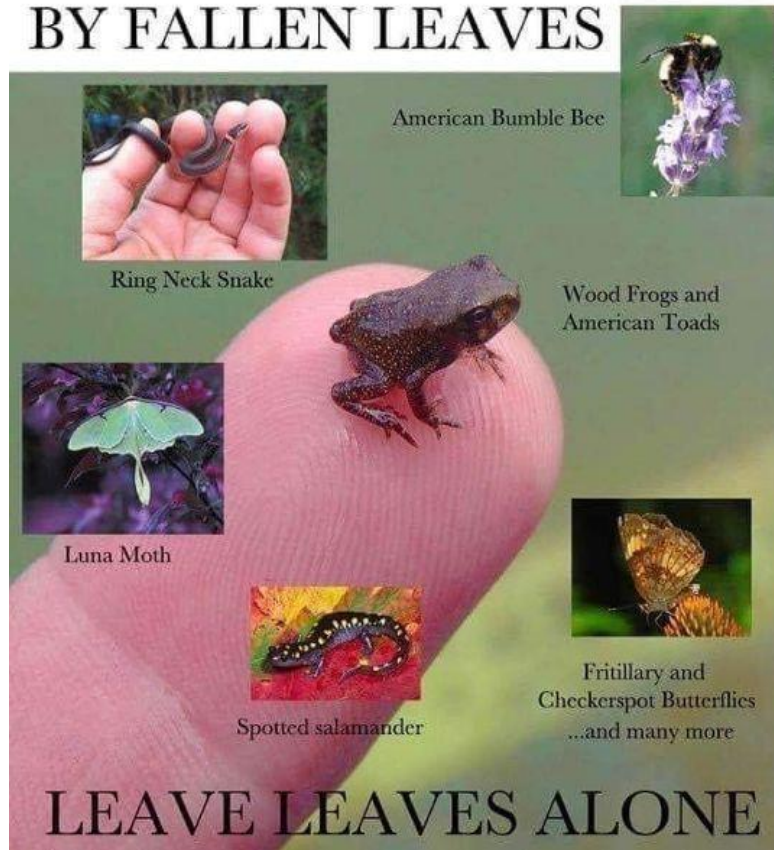
Solitary bees do not live in hives. They seek out shelter in stems and other garden debris that is left behind. The bees lay their fertilized eggs and seal them in for the Winter. As you can see in my photograph, the ends of the reeds appear to be sealed shut. The mother bee then flies away and usually dies. I am anxious to see if anymore seals will appear before the cold weather sets in.



About 30 percent of solitary bees nest in cavities, hollow stems and preexisting holes in wood. They are non-aggressive and have a short but busy life cycle. The eggs will hatch the following Spring repeating the cycle. I will update through the Winter.

For more information on how to make your own Bee Hotel, see Sandy's write up on page 8 of February's [**From The Ground Up**](#).

THESE ANIMALS ARE MADE POSSIBLE BY FALLEN LEAVES



Flipping the narrative: We've sure had a lot of rain, but it smells so good!



Accolades

Our own Nan Sinton was awarded the **Garden Club of America's Zone I Award for Garden History and Design**.

The award is given during a Zone Meeting, and it recognizes a member or club for outstanding achievement in the fields of garden history and design or significant documentation projects within the zone.



As one supporter so eloquently stated: "It is a great honor to have the opportunity to write this letter in support of Nan Sinton to be awarded the Zone Garden History and Design Award. She has spent years encouraging all of us to explore landscapes, get to know what plants work best in which ecosystems, presenting programs and lectures and writing articles about horticulture and notable gardens."

The citation reads: **"In recognition of Nan's unmatched ability and generosity to share her vast knowledge with our club members, our community and clubs across the country."**



Araby (Knapp Estate) Santa Barbara, California c. 1930. Sand-colored granite fountain. Photo: Ingrid Isakson, Archivist of American Gardens, The Garden Club of America



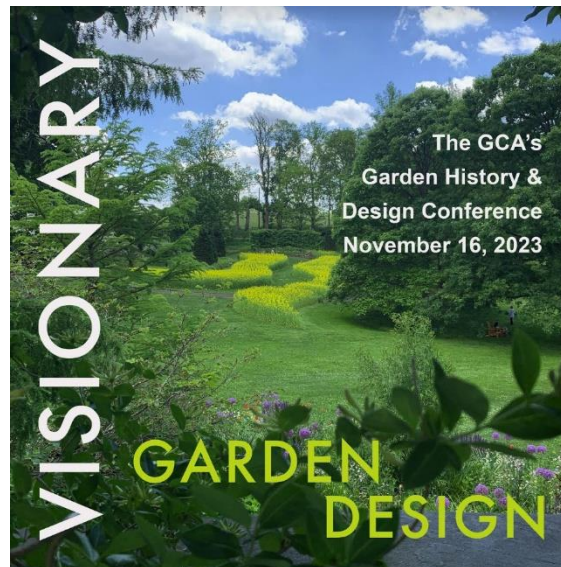
In recognition of Nan's unmatched ability and generosity to share her vast knowledge with our club members, our community, and clubs across the country.

Garden Club of Buzzards Bay
Zone I

September 2023

Heartfelt congratulations, Nan!

Garden Club of America



All club members are invited to attend the virtual GCA's

2023 Garden History & Design Conference: *Visionary Garden Design*

Embark on a captivating journey through some of the most exquisite gardens across America. Uncover innovative solutions for climate change, experience visionary designs, and have the privilege of meeting the pioneer behind the GCA partnership with the Smithsonian. Join us for an exceptional opportunity to engage with forward-thinking leaders and gain insights into the profound influence of garden design throughout North America.

Plan to attend two unique sessions, with a break in between:

- Morning session - **11 am ET** (10 am CT, 9 am MT and 8 am PT)
- Afternoon session - **2 pm ET** (1 pm CT, 12 pm MT and 11 am PT)

Registration is free and open to all GCA club members.

[Click here to learn more and register](#)

Note: The last day to register is Monday, November 13th.

To view all upcoming GCA offerings, visit the GCA Conference & Events page:

[THE GARDEN CLUB OF AMERICA \(gcamerica.org\)](https://www.gcamerica.org)

Membership

We welcome Provisional member Michel Jodoin and Affiliate member Marcie Damon to the GCBB. We hope you find a comfortable home here. We all look forward to meeting and getting to know you both:

Michel Jodoin
416 County Street
New Bedford, MA 02740
508-997-3982
massonjodoin@msn.com

Marcie Damon
769 Dartmouth Street
Dartmouth, MA 02748
781-910-6281
mnd5738@gmail.com

For those new members who have still not provided us with a bio and photo, please do so before our next newsletter. We all had to do this, so don't be shy. It is a great way for members to get to know you.

Provisional bios

Cynthia Brown



Cynthia and her husband, David, moved to South Dartmouth in February 2020; they left Pelham, NY where they resided for 28 years, raising four children, and enjoying happy times and friendships. They are thrilled to be in Padanaram and happily are getting to know the community.

After a career in Sales and Marketing, Cynthia took time off to raise young children and then became involved in several Pelham not-for-profit organizations. She was on the Board of the Junior League of Pelham for six years, the last two as President. She served on the Board of the Pelham Art Center for six years.

Having always loved plants, gardening, and the outdoors, she began classes at the New York Botanical Garden, eventually earning a certificate in Landscape Design. She launched her own landscape design firm, CMB Landscape Design, specializing in residential projects in Westchester, NY. Cynthia became involved with the Bartow-Pell Mansion Museum, one of NYC's historic houses (owned by NYC Parks & Recreation), and joined that Board in 2010, serving two years as VP Membership, Chair of the 2014 100th Anniversary Gala and lastly, two years as President and one year as Co-President.

The Browns divide their time between Massachusetts and their summer home in Christmas Cove, Maine. In either place you can usually find Cynthia in the yard, tools in hand, battling invasives, digging holes or gathering bouquets! She looks forward to being a member of the GCBB!

Teresa Betit



My husband, Howard Lurie, and I relocated permanently to South Dartmouth in 2022 following my retirement from a 35-year career at Bank of America as an executive in the commercial real estate group. We are thrilled to be part of the South Coast community and enjoy sailing and gardening.

I grew up in Vermont in a very rural community, watching and helping my grandparents and parents plan and grow large gardens, including vegetables, fruit, and flowers. It was always part of the year-long cycle of seed starting in the greenhouse in early spring, planting in late spring, tending the gardens throughout the summer, harvesting in the late summer, canning the produce, seed saving for the

following year, and enjoying the fruits of our labor throughout the winter. My favorite memories from my childhood revolve around these cycles and spending time with my extended family.

Now that I am retired and have my own gardens, I am enjoying creating outdoor spaces that are beautiful and healthy and am focused on the importance of incorporating a large percentage of native plants in the gardens to provide sustenance for native pollinators.

I'm looking forward to contributing my time and energy to the GCBB.

Sara Englis

I grew up in New Bedford and some of my fondest childhood "garden" memories were at the RJD when the Duff family lived there. My childhood friend, Carlotta, lived with her grandparents at 396 County Street which was just one block away from my family's home. We would race through the rose garden's boxwood maze playing tag or hide and seek and then perform imagined dramatic scenes from the porch overlooking the

gardens. In the gazebo we had great fun unwinding intricate spider webs that Carlotta's mother made for her birthday parties.



After college and while on a teaching fellowship in Japan, I studied classical Ikebana, visited many gardens and remote islands, and experienced the Japanese culture's respect for nature. I was taught techniques to make an arrangement look more "natural" by gently massaging stems and branches. Years later I accepted an offer to work in South America in the education and non-profit healthcare sectors in Colombia, which has a rich history of plant-based health remedies. I returned to the US to attend grad school and got married.

With the birth of our third child, we moved to the Connecticut suburbs from Manhattan where I worked at Citicorp in private equity placement. I inherited a beautiful stone walled perennial garden from the previous owners of our house and learned a lot about flowers, weeds, and invasive species very quickly! I tried growing vegetables multiple times with little success because of the wildlife and spending summers in Nonquitt.

When each of my four children contracted childhood ailments I used natural plant-based remedies including homeopathy and herbs with great success. After one of my daughters was hospitalized with a life-threatening MRSA infection I was propelled to follow my calling to become a certified integrative health coach combining eastern and western medicine to help people trust their gut to transform their wellbeing with powerful diet and lifestyle changes to be in the most vibrant health in their life. The gut is to a healthy body as the soil is to a healthy plant.

I moved to Dartmouth two years ago, back to my childhood roots, and am so very happy to be home!



View from My Window



The view from Tina Read's back porch: The sunset light on white pines (photo: Tina Read)

Miles Away

These photos are from Cheryl Gamsby's recent British Isles cruise:



One of the many entrances into the [Vigeland Sculpture Park](#), Oslo Norway



[Cawdor Castle](#), Scottish Highlands. This was taken in one of the 3 different gardens.

November 2023						
Sun	Mon	Tue	Wed	Thu	Fri	Sat
			1	2	3	4
5 Daylight Savings Time Ends 	6	7 9:00 Greenhouse 9:30 Winter Greens	8	9 9:00 Executive Comm. via Zoom	10	11 Veterans Day 
12	13 World Kindness Day 	14 9:00 Greenhouse 9:30 Winter Greens	15	16 10:30 GCBB Monthly Meeting*	17	18
19	20	21 9:00 Greenhouse 9:30 Winter Greens	22	23 Happy Thanksgiving! 	24	25 Small Business Saturday 
26 National Cake Day 	27 Full Beaver Moon 	28 9:00 Greenhouse 9:30 Winter Greens	29	30		

* Thursday, November 16th – GCBB Members Margaret Forbush and Ruth Jolliffe: “Travel and the environment in Egypt and Jordan”.
[Mattapoisett Public Library](#), 7 Barstow Street, Mattapoisett



Just for fun...



Linda's dog Nugget feels **pure joy** at Barney's Joy beach!

Until next time...

