



# *Garden Club of Buzzards Bay*

## *From the Ground Up*

October 2023

---

### **Presidents Message**

Dear Members,



Wow...that was an amazing flower show! Autumn Joy will be remembered as a beautiful, educational, and inspiring event. I want to thank everyone for your participation. Ruth and Libby prepared us well and their hard work was evident throughout the show. I have had rave reviews from so many people who attended. Thanks to all of you, they felt very welcome and really enjoyed the beautiful displays and conversations with our members. It was so much fun to work with Little Compton Garden Club. There is nothing like sharing new ideas and making new friendships.

All of a sudden, it's October! The Greenhouse opens on October 10th and we can get back to work with our plants and each other. It's always nice to look forward to Tuesday mornings! Our meeting on October 19th will be at Keith Farm, more information to follow.

Enjoy the beautiful Fall weather, time to get our sweaters out and bake an apple pie!

All the best,

*Sandy*

(Photo: Linda Cornell)

## Table of Contents:

Letter from the President:	1
Changing of the Seasons	2
Committee News	
Autumn Joy Show	3-20
Horticulture	21-22
Grants	22
Greenhouse	22
Plant Sale	23
Scholarship	24
Holiday Greens Market	24
Holiday Recipes	25-26
Features	27-30
Local Interest	31
Accolades	31
GCA	32-33
Membership	33
In Memoriam	34
October Calendar	35
Just for Fun	36
Until Next Time	37



Enjoying late afternoon sun shining through flowers.

## Changing of the Seasons



A determined Hosta at Linda's doorstep



Autumn is here!

Photos: Linda Cornell & Laura Campbell

## Committee News

### Autumn Joy Flower Show

Submitted by Ruth Furman, photos: Linda Cornell

### Autumn Joy Flower Show begins!

Floral Design:

Sandra Baylor Novice Floral Design Award won by:

Margot Schmid

Name of Class: "Changing Colors"

Judges' Citation: Congratulations to a budding novice!

Dorothy Vietor Munger Award won by:

Carla Morey

Name of Class: "Harvest Bounty"

Judges' Citation: Striking and luscious harvest bounty

Hort:

Rosie Jones Horticulture Award

Barb Brown

Name of Class: Branches, Evergreen

Name of Plant/Specimen(s): Cedrus atlantica 'Glauca'

Judges' Citation: An evergreen inspiration!

Photography:

GCA Novice Award in Photography

Susan Perry

Name of Class: Novice - A favorite tree, anyway you see it

Judges' Citation: Elegant in its simplicity



Worker bees...Gig Lang, Janet Coquillette and Beth Ladd



**Ellen Walsh bringing a dahlia to Ruth Furman**



**Helen DeGroot and her miniature arrangement**



**Nancy Goodwin and Christel Phipps, the outside decorators!**



**Round The Bend Farm's Mayla supervising outdoor set up.**



**Linda Cornell holding the spot for the Lantana tree.**



**Rick Peckham of Peckham's Greenhouse delivers lantana trees for outdoor display.**

Welcome to Autumn Joy!!



LCGC's Nancy Goodwin and GCBB's Christel Phipps



Holly Barrows next to her "Miniatures" entry

The Artisans Corner:



An amazing view of the entries!





**A big award for Carla Morey!**

**The miniatures:**



**Helen DeGroot**



**LCGC member entry**



**Holly Barrow**



**Christel Phipps'**  
*First Place entry*







**Vanda Orchid**



**Dazzling Dahlias**

**Table displays:**







Photography...A small sampling:



## Conservation Exhibit

Submitted by: Ruth Furman and Linda Cornell

The Ann Lyon Crammond Award:

Judges Citation: An exceptional educational exhibit about the importance of oaks. Multifaceted and appealing to all generations.

The Marion Thompson Fuller Brown Conservation Award

Judges Citation: This exhibit explains the many reasons our oaks are a keystone species. The complexity of our ecosystem depends on the oak.



As many of you know there was a phenomenal display of what makes Oak trees so special at the Autumn Joy Flower Show. The display was beautiful to look at *and* chock full of information as well as living Oak trees.



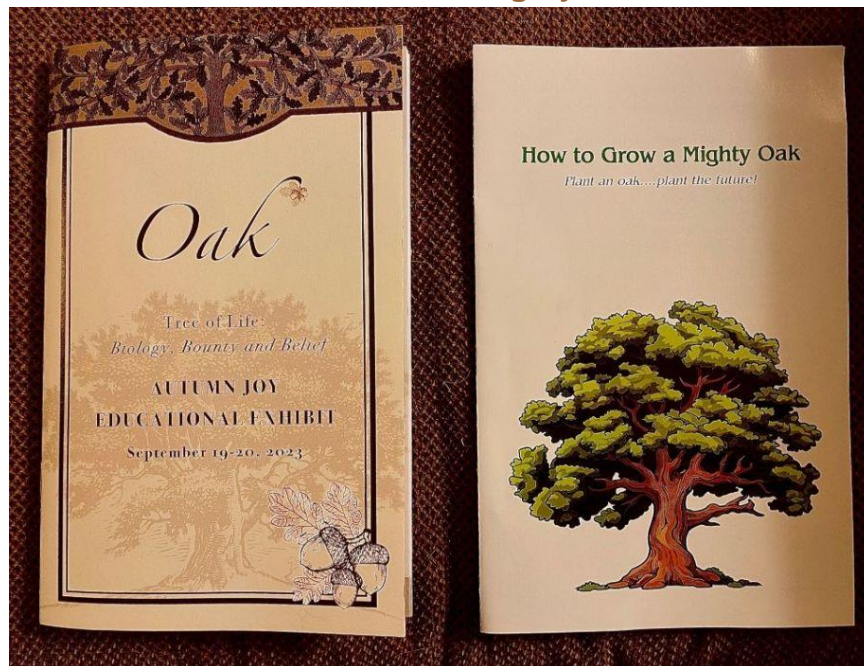




This booklet was given out as an introduction to our mighty Oaks and full of curious antidotes. For example:

Did you know that ink from oak galls was considered THE important black ink during medieval times? So, how was it prepared from the galls?? (Answers are in the book).

Did you know that truffles grown around Oaks are prized by gourmets as *the* best quality truffles on the market selling for hundreds of dollars a pound? This and much more is revealed inside this little gem of a booklet.



This treasure trove is so much fun to read. I hope you can grab a copy and find out why Oaks are regarded as a valuable contributor to both humans and nature.

To get a copy please contact Susan Rothschild at 508-984-5418.

## Horticulture Committee

*Submitted by Barb Brown*

### Insights from a Horticulture/Flower Show Clerk

When our children were young, our family coined the term "daddy dive." The origin of which was my husband's literal no-nonsense dive into any water—lake, ocean, pool...no dipping your toes to test the temp or to second guess yourself. It's also his approach to life and something I've recently cottoned onto. I took a "Daddy Dive" last year when I agreed to lead the horticulture committee. I mean, how do you say "no" to our kind leader, Sandy, despite the fact that you are wholly unprepared for the role? The water has been a little deep, but I continue to paddle along supported by so many kind and intelligent club members. Like Ruth Furman, for instance, one of my strongest life preservers and a wealth of horticultural knowledge.

Ruth's enthusiasm for her work is infectious and I wholeheartedly agreed to be a clerk at this month's GCA flower show, Autumn Joy, along with Marcy Busch, Leslie Bernert, Holly Barrows, Ruth Joliffe, Holly McDonough, and Winnie Phyfe. While the judges examined, the job of the Hort Clerk was to stand back, listen, take good notes, and occasionally rearrange the exhibits for better viewing. The judges critiqued the



specimens with an eye for symmetry, uniformity, proportion, and showiness. Rather than feeling intimidated by them, the judges used the opportunity to educate and share their love of the flowers with us. The collaboration was both professional and enjoyable.

Photo: Autumn Joy Judges and Clerk (Barb Brown)



The moral of this story is...even if you're a GCBB rookie, dive right in! To quote one of my favorite authors, Dr. Seuss, "Unless someone like you cares a whole awful lot, nothing is going to get better. It's not."

Photo: Dahlia 'verrones obsidian' a standout orchid dahlia by Little Compton member, Gabrielle Zaberth

### **Grants Committee**

Submitted by Gig Lang

The Grants Committee is beginning the grant process. If you know of an organization that you would like to suggest please send me an email ([giglang@yahoo.com](mailto:giglang@yahoo.com)) and I will connect with you. Also, the Grants Committee has asked several times for members to donate any tools that they are no longer using. Tools are always an ask by every applicant. We would love to recycle. I am happy to pick them up or you can bring them to the Annual Meeting.

### **Greenhouse Committee**

Submitted by Anna Surma

It is October and we are opening the greenhouse! Please put the following dates on your calendar:

**Tuesday, October 3<sup>rd</sup> 9:00 Greenhouse Orientation** for new Provisional and Affiliate members

**Tuesday, October 10<sup>th</sup> 9:00 Greenhouse opens** for weekly tending of plants.

The Weekly Watering Schedule sign up sheets are on the website. Please sign up to water at: <https://www.gardenclubbuzzardsbay.org/members/sign-up-page/>  
All members are encouraged to sign up and help the Greenhouse Committee!

August Coach House Clean Up:

After a call from Claudio at the RJD, a hearty group of weeders, Barbara Brown, Teresa Betit, Margaret Forbush, Sandy Hall and Anna Surma made quick work of all of these weeds that took over! Here are the before and after pictures:

## Coach House Clean Up:



**Before**



**After!**

### **Plant Sale Committee**

*Submitted by Anne Heller and Iryna Priester, Plant Sale Co-chairs*

The ever popular GCBB Plant Sale will be a one-day event:

**Saturday, May 4th, from 9am-1pm**

The good idea (we think) of a member only Preview Event to be held on Friday, May 3rd, late afternoon will be proposed to the Board for consideration. Stay tuned... details to follow.

## **Scholarship Committee**

Submitted by Mary Schubert

The Scholarship Committee has exciting news. Our very own Ellen Christie is now the GCA Zone Scholarship Chairman. Kate Fentress will be joining me on the GCBB committee to help get out the news about how the GCA supports so many young people each year.

Ellen Christie's latest Scholarship correspondence has arrived with "just the facts": "Thanks to the generosity of GCA club members, and careful management of GCA's Scholarship funds, \$400,000 were awarded to 86 inspiring young people in 2023."

Take a moment to look at the latest report from the [GCA Bulletin Summer issue](#) to read who and what was supported this year. It is amazing. Each year when we get our annual dues notice we are encouraged to donate to the GCA Scholarship fund. If you were wondering where your money goes, you will be impressed.

While we have never pressured or set a goal for donations, we have always been able to send at least \$1,000. (which is always sent in honor of one of our outstanding members). This year the figure is somewhat short of \$1,000. If after you look back over the Summer Bulletin and you read what these scholars are achieving, please consider sending along a small check to GCBB Treasurer Lisa Melgard to bolster this year's contribution. For more information, visit: [GCA Scholarship Committee](#).

## **Holiday Greens Market**

Submitted by Linda Cornell

The *Holiday Greens Market* chairs are designing a workshop schedule that will be sent out to the club asap. In these early workshops we will begin to create the non-perishable products, like our very successful angels and of course learning to tie bows for wreaths and much more. As we move closer to the actual market date the workshops will be focused on greens, table arrangements and wreaths.

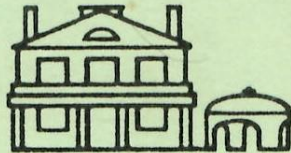
If you are inspired, begin to pick up seed pods, twisted branches or whatever you see as potential adornments for wreaths and centerpieces. Since we will need donated greens come November consider holding off your fall pruning if possible so that we might have them to sell and as always use for our creations.

Please also consider passing along containers that may be used for centerpieces.

All workshops will be held after Tuesday greenhouse duties, any time after 9:30/10:00 as the greenhouse is usually slower at this time of year. This is also a shout out to those members that are not on the Greenhouse committee...*come one, come all!*

***Holiday Greens Market will be held December 2nd***.... It's never too early to begin thinking about the upcoming holidays.

Now that you have your minds around holiday prepping, Holly Barrows found her mom's RJD Christmas Celebration Preview Party recipe collection from 1987. Holly's mom, Charlotte Babbit, was a member from 1972 to 2012 and club President from 1980 to 1982. She also volunteered at the RJD. We have decided to share three or four recipes each month for those members who are inspired to take on some of the recipes or possibly remember them from thirty six years ago. The recipes are oldies but goodies...Bon Appetit!



1987

Rotch-Jones-Duff House & Garden Museum

Christmas Celebration Preview

Recipe Collection

#### APPLE AND PEAR SLICES WITH GOUDA CHEESE

Wash thoroughly your favorite variety of apples and pears.

Core and slice into 1/2 inch wedges

Dip in lemon juice to avoid browning

Arrange of platter with gouda cheese wedges.

#### ASPARAGUS HORS D'OEUVRES

4 oz. sharp cheddar

4 oz mild cheddar

2 eggs

1 large loaf soft white bread

1 can asparagus tips or spears

1 stick butter, melted

Paprika

-Grate cheeses. Add eggs and mix.

-Remove crust from bread and flatten with rolling pin.

-Spread with cheese mixture.

-Put on an asparagus tip and roll up.

-Coat with melted butter and paprika.

-Bake 350° until crispy and brown or broil 10 min.

Can freeze....cooking time 15 min.

## HAM RIBBONS

(can use prepared herbed cream cheeses or plain cream cheese)

Alternate and layer slice of baked ham with softened cream cheese

(3 slices ham and 2 layers of cream cheese = 10-12 appetizers)

Cut into approximately 3/4 inch strips and squiggle onto fancy toothpicks.

Add olive or cherry tomato on toothpick and arrange on a platter lined with a bed of greens

## MINI CREAM PUFFS - 425°

1/2 c. water	1/2 c. flour
1/4 c. butter	2 eggs
1/8 tsp salt	

-Bring water, butter, salt to boil...boil slowly until butter is melted.

-Remove from heat and add 1/2 c. flour all at once... beat for several seconds till mixture forms a ball.

-Beat in one egg at a time, beating till mixture is like velvet.

-Refrigerate one hour.

-On greased cookie sheet, put scant teaspoon of mixture. Mound with tip of spoon.

(over)

Makes about 18 - 1 1/4 inch puffs.

-Place in 425° oven for about 20 minutes or.....  
buy mini puffs from Rossie Bakery for ten cents each.

## Features

### **A Curiosity...**

*Submitted by Linda Cornell*



This curious bloom stalk is indeed a head-scratcher. It was brought in by Libby Moore for judging at the Autumn Joy flower show. As I walked out with it, many people asked what it was. That made me realize that first of all *I didn't know*, and secondly *wouldn't it be fun to learn about it?*

Thanks to easy to grow bulbs all your answers are here!

<https://www.easytogrowbulbs.com>

Let's start by saying that they are hardy in zones 7-10 but can be grown as annuals in colder climates.

Sure, flowers come in all different shapes and sizes, but these showstoppers are particularly exquisite. Eucomis are summer-blooming bulbs with exotic flowers that get their common name, "Pineapple Lily," from their deep resemblance to the tropical fruit. They're long flowering, easy to grow, and exciting additions to both garden beds and containers. So, are you ready to grow your own? Read on to get all the dirt on planting and growing Pineapple Lilies!

## Where to Plant

While Eucomis are quite easy to grow, they appreciate plenty of sunlight (a little mid-day shade is fine in warmer regions) and well-drained soil. If you notice puddles of water 5 to 6 hours after a hard rain, scout out another site or amend the soil with organic material to raise the level 2–3 inches. These plants are great for containers or outdoor plantings but will not thrive in soggy soil or standing water.

## When to Plant

- Eucomis bulbs are best planted outdoors in the spring after the risk of frost has passed. However, if you're looking to get a head start, pot them up indoors roughly a month before you move them outside. These beauties will bloom in the summer, with foliage appearing just a few weeks after planting and flowers following close behind.

## How to Plant

- For outdoor landscape planting, find a spot where the soil drains well, and your Eucomis plants will receive plenty of sun. Dig holes and plant the bulbs 3 to 4" deep and 10 to 12" apart at the base with the pointy end facing up.
- For container planting, start with good quality, well-drained potting soil, and plant the bulbs 10" apart and 3 to 4" deep at the base with the pointy end facing up. Be sure to choose a container with adequate drainage holes.
- Water thoroughly, soaking the soil to settle it around the bulbs without air pockets.


## How to Grow

- Water as needed during active growth periods, supplying about 1" of moisture per week.
- Leave the foliage in place after blooming has finished for the season. The leaves will gather sunlight to create food through photosynthesis, strengthening the bulb for the future.
- Remove the dry foliage when the leaves turn yellow and die back around late summer or early fall.
- Allow your Pineapple Lilies to rest for a few months in dormancy before beginning the next growing cycle in early spring.

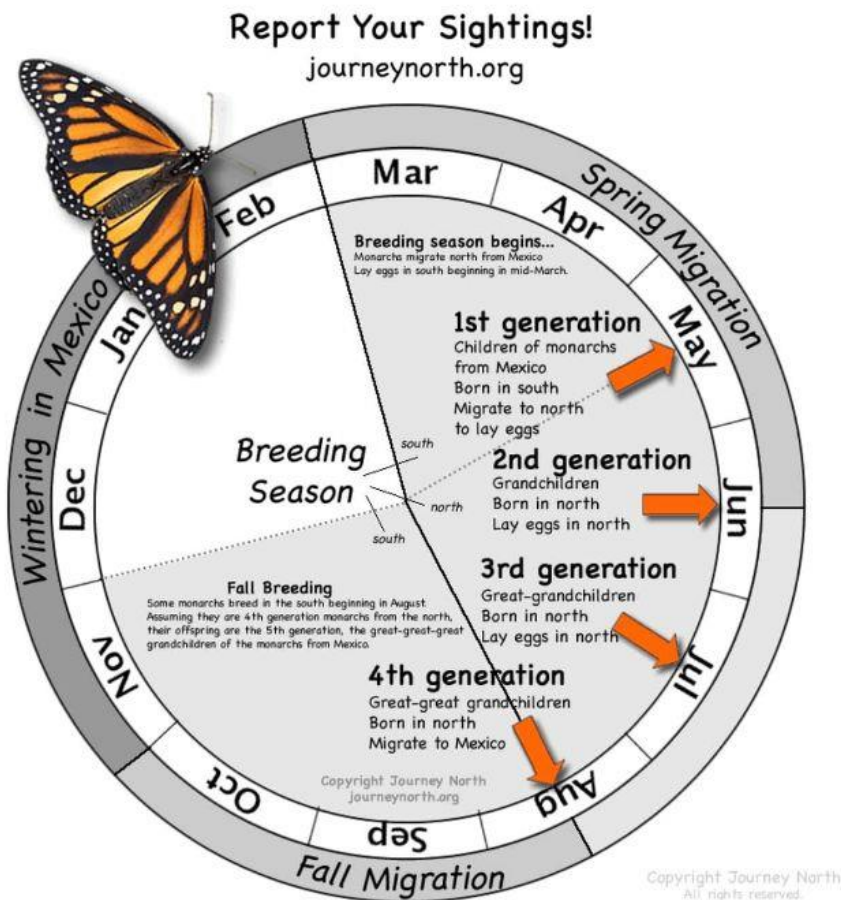
## Eucomis Tips & Tricks

- Feel free to cut the fanciful flower stems when in bloom for gorgeous bouquets, as doing so will not hurt your plants.
- Amend the soil with finely ground bark, decomposed manure, or compost to improve drainage and encourage a healthy start.
- Expect an abundance of butterflies to stop by for a visit when your Pineapple Lilies are in bloom!
- And who doesn't love butterflies???





A Monarch caterpillar spotted on bronze fennel at Linda Cornell's.



THIS FALL, LEAVE THE DRIED STEMS AND  
FLOWERS IN YOUR GARDEN

*It is a food source and habitat for local wildlife*



Help me through the winter with...

Leaf litter with hidden insects and larvae

Trees with berries and nuts and seedheads for food

Branch piles and shrubbery for protection

HEALTHY YARDS

An infographic with a light beige background. At the top, a small brown and white bird is perched on a thin branch. To its left are several yellow and brown leaves. To its right is a small cluster of dark berries. Below the bird, there are three items: a pile of dry, brown branches, a bundle of dried flower stems with brown heads, and a small pile of dark berries. Each item is accompanied by a short text label. At the bottom, the words 'HEALTHY' and 'YARDS' are separated by a stylized leaf icon.

Don't throw away pumpkins after Halloween. Find woods or a field near you, smash them open and leave for the wildlife to eat. Pumpkin is safe for them and the seeds act as a natural dewormer. (Army of the Kind) 🦌 🍂



## Local Interest

Check out this short [video](#) about a wonderful new shop on Union Street in downtown New Bedford:

[Thallo Home & Garden](#). Thallo offers an eclectic collection of plants, seeds, fountains, nature-focused gifts, pet goods and treats, wall art, dinnerware and much more!



## Accolades



**Ruth Furman & Libby Moore**

After months of planning, the Autumn Joy Flower Show proved to be a joy to attend. None of it would have been possible without the tireless work of the two amazing co-chairs: Little Compton Garden Club's Libby Moore and the Garden Club of Buzzards Bay's Ruth Furman. They were masterful at rallying each club's membership to participate and/or pitch in to put on the show. It was a wonderful event. Congratulations, ladies!

## Garden Club of America



THE GARDEN CLUB of AMERICA



### *Shirley Meneice Horticulture Conference*

*Historic Gardens of Hawaii*

October 18, 2023

All club members are invited to attend the GCA's  
**2023 Shirley Meneice Horticulture Conference!**

On October 18, attendees will join us online for tours of ten historic gardens on the islands of Oahu, Kauai, and Maui. A fire ecologist from the University of Hawaii will speak on the recent, tragic wildfires. Special featured segments will include how to cook with breadfruit, the art of weaving flowers into beautiful lei, and so much more!

Plan to attend two unique sessions, with a break in between:

- **1 pm ET** (12 pm CT, 11 am MT, 10 am PT) ending at 3:30 pm ET.
- **4 pm ET** (3 pm CT, 2 pm MT, 1 pm PT) ending at 6 pm ET.

Registration is free and open to all GCA club members.

*We welcome groups hosting watch parties among their membership, however we request that all individual attendees register for the conference to ensure clear communications.*

**[CLICK HERE TO LEARN MORE AND REGISTER](#)**

**To view all upcoming GCA offerings, visit the GCA Conference & Events page:**

**[THE GARDEN CLUB OF AMERICA \(gcamerica.org\)](https://www.gcamerica.org)**

Also, be sure to check out the **GCA Photography Committee's** publication: "Focus". There is a "Sunset Photography Checklist" on page 14 among other interesting articles and amazing photos!

[Focus Fall 2023-3.pdf \(gcamerica.org\)](#)



## **Membership**

### **Welcome to our new Provisional Members**

More details/bios to follow!

Teresa Betit, [teresabetit@gmail.com](mailto:teresabetit@gmail.com)

Cynthia Brown, [pelbrown@aol.com](mailto:pelbrown@aol.com)

Carol Collier, [carolyn.collier@cmcast.net](mailto:carolyn.collier@cmcast.net)

Sara Englis, [sara.englis@gmail.com](mailto:sara.englis@gmail.com)

Pat Wecker, [pwinpadanaram@icloud.com](mailto:pwinpadanaram@icloud.com)

## **Provisional bio**



### **Carol Collier**

We have recently returned to Massachusetts from New Hampshire, where I finished the Master Gardener program in 2021. As a Massachusetts Master Gardener my favorite gardening pursuits include working in pollinator gardens, learning about our native plants and helping establish gardens to address food insecurity.

I'm a retired adult ESOL teacher, lifelong learner and dedicated Literacy Volunteer tutor for the past 17 years. My husband Alex and I live in Dartmouth with our 2 cats, Hobo and Hobbes. We love to sail, travel, and tend our gardens.

### **Welcome back to Active Member**

Barbara J. Pease [barbarapease@comcast.net](mailto:barbarapease@comcast.net)

## In Memoriam

Helen "Lenkie" Angier Trumbull (1930 – 2023)



It is with sadness that we announce the passing of a long time GCBB member, Lenkie Trumbull. Lenkie joined GCBB in 1993 and was a member up until her passing on September 14, 2023.

Please read more at: [Helen "Lenkie" Angier Trumbull \(wanderer.com\)](https://wanderer.com)

In lieu of flowers, please consider a donation to the Marion Art Center and/or the Sippican Land Trust, or to the Westover School (Liza Keyser Evans Scholarship Fund) in Middlebury, Connecticut



## October 2023

Sun	Mon	Tue	Wed	Thu	Fri	Sat
1 International Coffee Day 	2	3 9:00 Greenhouse Orientation* 11:00 Boxwood Committee at the RJD	4	5	6 World Smile Day 	7
8	9	10 9:00 Greenhouse Opens!	11	12 9:00 Executive Comm. via Zoom	13	14
15	16 Columbus Day Indigenous Peoples Day	17 9:00 Greenhouse	18	19 10:30 GCBB Meeting Keith Farm*	20	21
22 National Nut Day 	23	24 9:00 Greenhouse	25	26 National Pumpkin Day 	27	28 FULL HUNTER'S MOON  THE FARMER'S ALMANAC
29 National Cat Day 	30	31 9:00 Greenhouse  Halloween				

\* Tuesday, October 3<sup>rd</sup> - Greenhouse Orientation for new Provisional & Affiliate Members

\* Thursday, October 19<sup>th</sup> - Keith Farm 775 Horseneck Road, Westport  
<https://www.keithfarm.com>

*Just for fun...*

One day you're young, the next day you're sitting at the edge of your bed like this...



Linda's Nugget trying to convince her to see the Barbie movie!



*Until next time...*

