



Garden Club of Buzzards Bay

From the Ground Up

March 2024

Presidents Message

Dear Members,



Is that a little spike of green pushing up from the ground? As Spring creeps closer, I find myself checking daily for signs of life, even with a little snow on the ground. It is the beginning of the season. Looking at my garden, I am wondering what needs to be done? What needs to be moved and what needs to be added to the existing garden? I love this time of the year; it always brings so much hope to watch the earth wake up after a long Winter.

The plotting and the planning are always the most fun. I think my plans sometimes are a little ambitious, but that's OK, you will never know if you don't try!

My pollinator garden is my top priority this year. Researching plants that will attract bees and butterflies has been very educational. Learning how to mix them into an existing garden has been a challenging experience. We know that challenges are an opportunity to "grow", and I am excited to see what comes up as well as what works best.

As we move into March, be sure to pick up a bouquet of tulips or daffodils. It's good to have our flower friends sitting on a table or a nightstand to remind us that the seasons change, and our season is just about to begin! We can look forward to doing what we love to do best. A reminder, a pop-up plant sale will take place after greenhouse on Tuesday, March 12th. If you have not been to see the wonderful work the greenhouse crew has done, take the opportunity to visit and take home a beautiful plant.

Happy Spring!
Sandy

(Photo: Linda Cornell)

Table of Contents:

Letter from the President:	1
Changing of the Seasons	2
Committee News	
Membership	3
Grants	4
Greenhouse	4-5
Plant Sale	5-7
Conservation	7-8
Garden History & Design	8
Horticulture	8-9
Program	9
Scholarship	9-10
Feature	10-12
Local Interest	12
Links of Interest	13
GCA	14
Provisional Bios	16-17
Birthdays	18
View from My Window	18
Miles Away	19
March Calendar	20
Just for Fun	21
Until Next Time	22

Changing of the Seasons

Stunning Tulip at Tina's



Signs of Spring at Linda's:



Signs of Spring at Laura's



Committee News

Membership Committee

Submitted by Anne Heller and Cheryl Gamsby

Nominations Anyone?

The Membership Committee will be reviewing applications for GCBB membership in the next few months, and we'd like to invite nominations for promising candidates. New members will be voted on at the annual meeting in June and begin their provisional year as a group in the fall.

The Membership Committee is hoping this timetable will allow provisional members to work together in the Greenhouse throughout the year and at the Plant Sale as a way of building a connection with the Club and individual friendships.

When considering candidates for the Club, it's helpful to keep in mind what will be expected as a Provisional and ultimately an Active member. Both are expected to:

- Have a residence and maintain a garden in the vicinity of Buzzards Bay.
- Attend at least four (4) meetings a year.
- Serve on at least two (2) committees each year. (Provisionals will be assigned to the Greenhouse committee and are expected to attend greenhouse sessions at least once a month.)
- Act as hostess at one meeting each year.
- Actively participate in major GCBB projects.
- Pay annual dues as determined by the Board of Directors from time to time.

In addition, Active members have the opportunity to:

- Vote.
- Propose or second new members.
- Act as chair of any GCBB committee, hold GCBB office, hold a GCA Zone or National position and represent the GCBB at GCA Zone or National meetings.

In order to give the Committee time to process applications and meet the candidates, we'd like to ask that proposers and seconders submit their applications by **May 1st**. Membership guidelines and the application can be found in the Membership section of the Club's yearbook.

Grants Committee

Submitted by *Gig Lang*

The Grant Allocations Committee is happy to report that the following non-profit organizations were allocated funds from the Garden Club of Buzzards Bay for the season of 2024:

- COMMUNITY BOATING CENTER, INC
- YOUTH OPPORTUNITIES UNLIMITED
- BUTTONWOOD PARK ZOOLOGICAL SOCIETY
- LLOYD CENTER FOR THE ENVIRONMENT
- MASS AUDUBON
- ROCHESTER LAND TRUST
- YMCA SOUTHCOAST/SHARING THE HARVEST
- NATIVITY PREPARATORY SCHOOL NEW BEDFORD, INC.

The total amount allocated **\$5,461.97**.

In 2023 Lisa Mellgard donated fencing to Our Sisters' School and Ellen Christie donated fencing to Youth Opportunities Unlimited. Both organizations were very thankful for their donations.

Greenhouse Committee

Anna Surma, Caroline Wehner and Holly Barrows

Submitted by *Holly Barrows*

The Greenhouse is full of color and growth. We are nurturing a beautiful and interesting array of over 2000 plants in our greenhouse for the Annual Plant Sale which will be held on May 4. Current greenhouse inhabitants include:

Abutilon	Lathyrus odoratus
Alternanthera	Lotus berthelotii
Alyssum	Lysimachia
Angelonia	Passiflora Incarnata
Canna	Plectranthus
Coleus	Salvia
Colocasia esculenta	Scabiosa
Cupbearer	Strobilantes dyerianus
Cynara cardunculus	Succulents
Dichondra	Thunbergia battiscombei
Fuchsia	Tithonia
Geranium (zonal, scented and heirloom)	Tradescantia
Godetia grandiflora	Tropaeolum majus
Helichrysum	Tomato (many varieties)
Ipomoea	Verbena
Iresine herbstii	Zinnia elegans
Lantana	

The Greenhouse is well cared for with thanks to our members but we do have some slots open for daily greenhouse duty so please do sign up [online](#). Thanks!



(Photos: Holly Barrows)

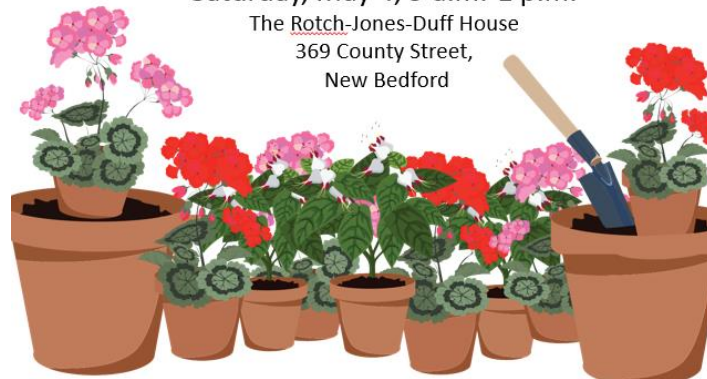
Plant Sale Committee

Submitted by Iryna Priester and Anne Heller

Annual Plant Sale

Saturday, May 4, 9 a.m.-1 p.m.

The Rotch-Jones-Duff House
369 County Street,
New Bedford



PLANT SALE 2024: Bigger and better, quite literally!

🌸 Need some color in your life now? Come to the


“Spring Greenhouse Pop-Up Sale”, Tuesday March 19th @ 10:00AM.

Anna and Michel have been hard at work cultivating houseplants for members to enjoy prior to our May sale. Over 100 plants will be available for purchase including: angle wing frosty begonias, goldfish plants, lipstick plants and an assortment of coleus. Cash and checks only please.



🌸 The Plant Sale will be a one day only event this year. Set up will be **Friday, May 3rd**; schedule to follow. At **3PM**, GCBB members are invited to our first ever Preview Party, aka, “**Sip and Shop**”. Deborah Burke and team will provide refreshments while members stroll under the tent and admire the beauties which have been lovingly cultivated in our greenhouse. This will be an opportunity to purchase up to 10 plants per member. Once the public has been admitted into the sale the following morning, members can of course continue shopping to their hearts content.

🌸 Need a little motivation to do some spring bookshelf cleaning? If you have been looking for the opportunity to part with some of your many gardening books, this is it! Donate them to the Plant Sale where they will be resold to new owners and provide us with more funds for our worthy projects. When you help us, you help yourself, too.

 Sign-up sheets to work the Plant Sale will be posted on the website by the end of March, prior to the publishing of the April Newsletter. We know you will be generous with volunteering your time!

Conservation Committee

Submitted by Susan Rothschild

I thought not just Conservation Committee members might be interested in this report I received from Chance Perks, Conservation Agent for the City of New Bedford, regarding our nascent project at Hazelwood Park in the south end of New Bedford, bordering Clark's Cove. One of the objectives of our project is to plant oak trees as a restoration of the park. The report Chance shared includes a thorough history of the park as well a description of its environmental character. It is in .pdf format and it is rather lengthy (70+ pages) but is fascinating to read and wonderful with its maps. The report was completed by The Public Archaeology Laboratory, Inc. in Sept 2016 and is entitled, ARCHAEOLOGICAL RECONNAISSANCE SURVEY, HAZELWOOD PARK, REHABILITATION, and IMPROVEMENTS PROJECT. Here is a sampling of the contents:

2. RESEARCH DESIGN AND FIELDWORK METHODS	
Significance and Historic Contexts	9
Archival Research	12
State Site Files, Artifact Collection Reports, and Town Reconnaissance Surveys...	12
Cultural Resource Management and Professional Reports	12
Histories and Maps	12
Environmental Studies	13
Local Historical Sources.....	13
3. ENVIRONMENTAL CONTEXT	
Physiography, Geology and Geomorphology	18
Soils	19
Drainage Patterns.....	20
Existing Conditions	20
4. CULTURE HISTORY AND LAND USE PATTERNS	
Cultural Chronology for the New Bedford Area.....	21
Paleo-Indian Period (12,500–10,000 B.P.)	21
Early Archaic Period (10,000–8000 B.P.)	23
Middle Archaic Period (8000–5000 B.P.)	23
Late Archaic Period (5000–3000 B.P.)	24
Transitional Archaic Period (3600–2500 B.P.)	24
Early Woodland Period (3000–1600 B.P.)	25

Middle Woodland Period (1600–1000 B.P.)	25
Late Woodland Period (1000–450 B.P.)	26
Contact and Post-Contact Period Land Use and Settlement Patterns.....	26
Contact Period Development (A.D. 1500–1620)	26
First Settlement and Colonial Periods (1620–1775)	27
Federal Period (1775–1830)	29
Early Industrial Period (1830–1870)	31
Late Industrial Period (1870–1915)	31
Modern Period (1915–present)	33

As you can see, the report contains a thorough history of our part of Massachusetts. If you would like a copy, please email me at bjrothschild@comcast.net

Garden History & Design Committee

Submitted by Nan Sinton

The Garden History & Design Committee will meet on Wednesday, March 6 at 2 pm at Nan Sinton's house. We will be viewing the re-documentation of Fran Levin’s garden and the documentation of Ruth Jolliffe's garden for the GCA's Archives of American Gardens at the Smithsonian.

The committee is also working on two new additions to the “Gardens are our Legacy: Member's Remember” page on the GCBB website. These will be interviews with Ellen Christie and Fran Levin. Stay tuned.

If you are enthused by garden design or just like writing about plants and people, you are welcome to join our group on March 6. Just contact Nan, nbsinton@gmail.com and let her know you are planning to attend.

Horticulture Committee

Submitted by Barb Brown

The Hort crew is taking full advantage of winter respite with Zoom meetings. Besides watching our native seeds hibernate ;) and planning a display on the benefits of native plants, here are other noteworthy hort matters:

- Amaryllis care: If you have a holiday bulb, try to save it! Simply cut back the stems—leave the leaves—and care for it as you would a houseplant, popping it outdoors once spring arrives. In the Autumn, place the bulb in a cool dark spot until ready to use. For those using social media, I like this IG post: https://www.instagram.com/reel/C1mrOWKLtLt/?utm_source=ig_web_copy_link&igsh=MzRIODBiNWFIZA==

- Late winter is a great time to prepare for spring. Mass Hort is a great resource for all gardeners, but this most relevant blog for late winter cleanup includes: pruning, cutting back roses, soil testing, fixing damaged hardscapes, and sharpening your tools. You can find detailed information here <https://www.masshort.org/blog/late-winter-garden-chores>
- The Shirley Meneice Horticulture conference is Sun, Sep 15, 2024 - Wed, Sep 18, 2024 with registration to open mid-May

Program Committee

Submitted by Tia Bullard

Greetings all! Your Program Committee has been hard at work scheduling informative and hopefully enjoyable speakers for this fall, winter, and next spring.

Since we don't need to prepare for a flower show this September (phew!), we will begin our monthly meetings on Thursday, September 19. To date, we have successfully contracted with speakers, both by Zoom (two) and in-person (three), through February 2025. Two of our Fall speakers are grant recipients from either this year or last so it will be interesting to learn how our grant funds supported their efforts and missions.

We're still working on March and April 2025, and we welcome any recommendations you may have. As a matter of fact, we welcome recommendations throughout each year. We are always looking for inspiration so if you hear a speaker or about a speaker you think would be a good fit for the GCBB, send their names our way.

Scholarship Committee

Submitted by Ellen Christie

When I accepted the position of GCA Zone 1 Representative for Scholarships, I really didn't know what I was getting into. And I want to share my discoveries with you. As you know, when you pay your membership dues, there's a line for scholarship donation. Typically, each year, members contribute about \$1,000. What happens after that? This money is combined with donations from other clubs, individuals, and supplements the GCA's scholarship endowment funds. I worked on two scholarships: The GCA Montine M. Freeman Scholarship in Native Plant Studies, and The Corliss Knapp Engle Scholarship in Horticulture.

The purpose of the Freeman is “to encourage the understanding, development and use of underutilized native plants. Established to encourage the development of research, documentation, and teaching skills in the field of horticulture.” The award is \$3000. The Engle is for “projects may include, but are not restricted to plant propagation, photographic documentation of studies and research projects, the acquisition of skills for working with horticulture collections, and research in horticulture in the broadest sense.” This award is also for \$3000.

Applications came from PhD and MS candidates, undergraduates, and community college students. And the applications looked like college applications! There is a lengthy form to fill, a personal essay to write, transcripts and two letters of recommendation. There were four zone reps on each of these committees. We had to review the applications and score them on different categories. Then we met on a zoom call and discussed our choices. The discussions were thoughtful and considerate, and I learned a lot. These scholarship candidates are most impressive. They give me hope for the future of our world because they are genuinely invested in solving some of earth’s problems. As the GCA mission states: “to restore, improve, and protect the quality of the environment.”

I’m proud to have served on this committee. If you have any questions, please don’t hesitate to reach out to me.



Feature

Is it Easy to Create a Wild Field?

Submitted by Ellen Walsh

The short answer is no. You have to plan; you have to research, and it helps to have certain equipment such as a tractor and rototiller, and you have to be patient. Is it worth it? Yes!

Four years ago, we bought an eighth of an acre adjacent to a 3/4-acre property and house that we had used as a summer house. We decided to sell our home in Providence and build a small house on the new property, where we would live full-time. Our four children would eventually own the summer house.

Our new site is on a small knoll. As we began the design process, we kept in mind that Larry, my husband always has to have a barn/workshop, and we wanted a greenhouse, and a fenced-in garden. Even though our house was going to be small, there would be very little room left for a lawn. We didn’t care that much about having a lawn, but we did

want flowers. On the west side of our house, about 4,000 square feet dip down to the road. We decided that that was the place to attempt to create a field with wildflowers.

Even though “wild” implies natural and uncultivated, creating and sustaining a wild field requires research, planning, cultivation, and invocations to the growing gods. We liked the fact that once the field starts blooming, it requires practically no maintenance. Also, it is good for the environment because it attracts a wide variety of pollinators, birds and insects, it changes throughout the season, and it is lovely to look at. The only competition for the flowers are the weeds.

[American Meadows](#) is the best site that we found on how to create a wild field. They explain how to prepare the field, what seeds to order (depending, of course on your planting zone), how to plant the seeds, and what to do after the season is over.

In early April, Larry pulled out his lawn tractor, attached his rototiller behind, and began to prepare the land. Our typical New England soil coughed up many rocks. We engaged as many family members as we could find to help us remove them. After the frost was gone, mid-April, Larry rototilled regularly for four weeks.

About mid-May, when we were ready to plant, he dragged a rake behind the tractor to break down the earth, and smooth it for planting. American Meadows sent us six bags of seeds: [Russell Lupine Seed Mix](#), [Native Northeast Wildflower Seed Mix](#), [All Annual Bold Color Wildflower Seed Mix](#), [Northeast Wildflower Seed Mix](#), and [Northeast Pollinator Wild Seed Mix](#).

We mix the seeds (which are tiny) with sand, so that we can tell where they land. Then we sow them Johnny Appleseed-style. We try not to overcrowd them, sewing approximately 1 pound of seeds for every 300 square feet. After planting, Larry fills a roller with water and drags it over the seeds with his tractor so that they will not blow away. Then we pray for a light shower (certainly not a downpour), and lots of sun.

Our first wild field planting was in May 2019. After about two weeks, when nothing happened, we thought the whole project might have failed. Then, gradually a few poppies showed their pretty red heads, followed by some corn flowers. Then, more and more flowers arrived. In August, we had coreopsis, cosmos, daisies, black-eyed Susans and many more. The flowers lasted until the end of September. In late October we mowed down all the flowers. The next two years the flowers were even better. Each year the field looks different, depending on the weather, which perennials come up again, and which flowers dominate that year, depending on the weather.



By our fourth year, just as we thought we had mastered the art of the wild field, the flowers began to wane in the middle of August. What went wrong? We do not fertilize so could the soil be tired? The next year we tried again.

Last summer, our fifth year, the flowers were in full bloom by July, but then, mid-August, the weeds began to overtake the flowers. All of the plants grew unusually

tall. Milkweed is a great pollinator, but it certainly isn't as pretty as cosmos and coreopsis. We tried to analyze why. Perhaps it was because Larry tilled the land in October that year, as opposed to May. Also, it was very windy last summer.

Last October we cut the field, as usual, but we did not rototill. We will till and seed in April and May, and hope for a summer of beautiful wildflowers. Each year is a new and exciting experience.



Local Interest

**2024 Master Gardener Spring Symposium:
Rewild Your Garden**



Featuring: garden designer Marie Chieppo, plantsman Trevor Smith, design and education manager of Weston Nurseries and Russell Norton, Extension Educator for Cape Cod Cooperative Extension and UMass Extension's Landscape Nursery and Urban Forestry Program.

**Saturday, March 23
9 a.m. - 12:30 p.m.**

Our Lady of Victory Church, Centerville
\$40.00

Registration now open!



[Click here to save your spot.](#)

Links of Interest

Exciting news from Mass Hort!

The Boston Flower Show is back, newly minted as the New England Fall Flower Show!



Mass Hort is thrilled to announce the show will be September 21-22, 2024, held on the grounds of the Massachusetts Horticultural Society in Wellesley. Of course, horticulture will be front and center including a Junior Horticulture Competition. There will be classes, food trucks, and other vendors. Mass Hort is excited to bring back something the public has loved and looked forward to for many years.

Here is a list of the Competition Classes:

Title: "Heritage and Hope"
Amateur Horticulture
Junior Horticulture
Floral Design
Botanical Arts
Photography
Miniature Gardens

If you are interested in helping in some way or want to see the schedule, go to:

<https://www.masshort.org/fall-flower-show#schedule>

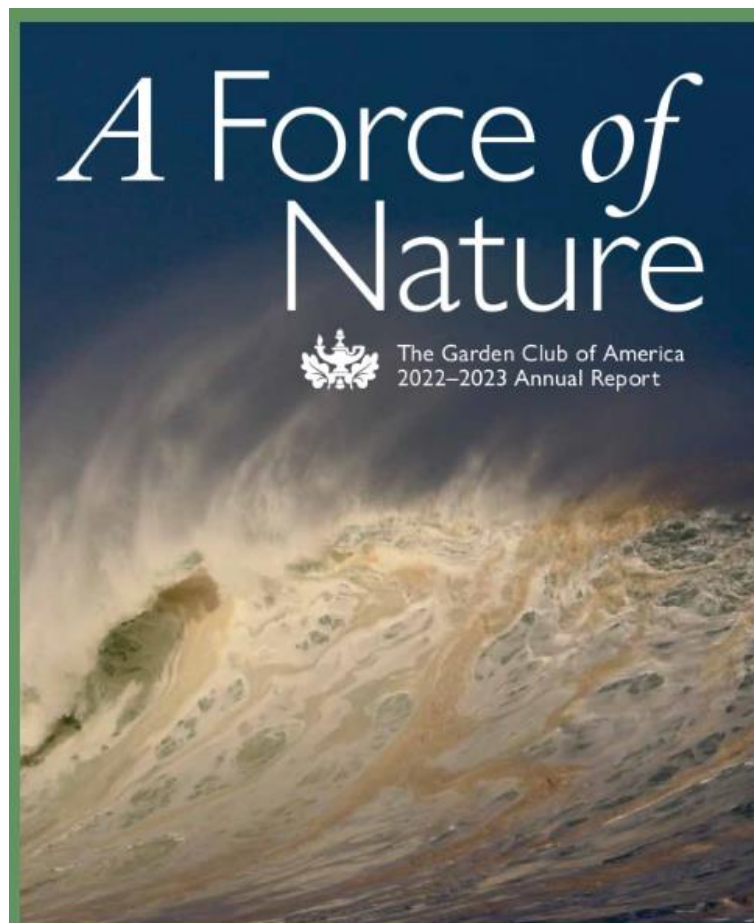
For more information, contact Carla Morey moreycarla13@gmail.com

Garden Club of America



The 2022-2023 GCA Annual Report is now available.

In the 2022-2023 Annual Report, *A Force of Nature*, The Garden Club of America presents a year of accomplishments by its clubs, friends, supporters, and awardees. It showcases stories of collaboration, engagement, creativity, education, service, and stewardship. These stories convey the collective impact of our member clubs' efforts.



[Click here to view the digital version.](#)



Incredible world · Follow

3d · 🌐



The ability of an organism to change its characteristics in response to environmental variations is known as phenotypic plasticity and is the key driving factor in the evolution of a species. eg; If a Holly finds its leaves are being eaten by herbivores it switches genes on to make them spiky when they regrow. So on taller Holly trees the upper leaves which are out of reach have smooth edges, while the lower leaves which were previously eaten and have regrown are prickly.



Provisional bios

Marcia Damon



My husband and I moved to Padanaram from Dedham seeking for him, a harbor and for me, a garden. We are thrilled to be in this beyond lovely spot, and I am eager to continue my gardening journey as an affiliate member of Buzzards Bay Garden Club.

My interest in anything horticultural began as a young elementary teacher creating outdoor gardens with my students. A few years later, married with two very young children, I took a course in perennials and how to establish a border garden. I did it! Everything bloomed on time, and neighbors asked if I would like to join the Chestnut Hill Garden Club. I learned so much from visiting members' gardens, taking part in workshops, co-chairing the conservation committee, and always observing and listening. I decided to dive in even more and enroll in the Radcliffe Seminars graduate certification program in landscape design at Harvard. Having two little ones and other volunteer activities, I often doubted my sanity. Trying to complete a hand drawn large scale draft on deadline while accommodating the needs of toddlers and dogs was daunting, but I was inspired. My vision had changed, and I was seeing the landscape in all these new dimensions.

Full of ideas and youthful energy, I began my landscape design business which I named Summersweet Design after a favorite native shrub *Clethra alnifolia*. I continued my work helping clients create borders, planting the right tree, designing traffic islands for the community after we moved to Dedham where I was fortunate to become a member of Noanett for 26 years!!

As a Noanett member, I cochaired the Conservation Committee and was involved in a variety of activities from workshops at nursing homes, plant sales, hort shows, and Boston Flower Show entries. What I never did was flower arranging so I timidly

took that on when I became a floral design associate at the MFA. I loved working in a team and being in the galleries and learning so very much. Once again, my vision expanded, and I became even more passionate about flowers and all things green!!

Patty Wecker



When I was about three, my family relocated from New York to Seekonk MA, my parents' hometown. I grew up in a small farm-based community of three hundred families, very different from the overcrowded sprawl Seekonk is today.

In 1959 I graduated as valedictorian from East

Providence High School and matriculated at Mount Holyoke College. After graduation I did a year of post graduate work at the Free University of Berlin before returning to the U.S. to earn an MA at Columbia. Belatedly I discovered I did not enjoy teaching a foreign language, so I repositioned myself to teach early childhood in which I had loved working while earning the MA. Subsequently I taught for DOD in Germany where I met my husband, Rich Wecker, an army captain at the time, then on the Monterey Peninsula in CA.

While raising two children we lived in CA, AZ, IL, and CT, resulting from corporate transfers. During those years I did volunteer work in schools, museums and as a US Swimming official. When Rich retired, we moved to S. Dartmouth where we continued to pursue worldwide travel, music, assisting with home-schooling our grandchildren, extended family activities, the many challenges of aging and of course gardening.



Each month, we at the newsletter would love to acknowledge our members who are having birthdays. If you would like to participate in the fun, please send along the month and date of your special day to lindyc@davecornellcharters.com or lcampbell64@comcast.net.

March Birthdays to celebrate:

♣ Beth Ladd ♣ Mary Schubert



View From My Window

Fun fungi at Linda Cornell's



Miles Away

Early morning views:





Linda Cornell's view of the Blue Ridge Mountains in Ashe County, NC.



Iryna Priester's view in Salida, Colorado

March 2024

Sun	Mon	Tue	Wed	Thu	Fri	Sat
					1	2
3	4	5 9:00 Greenhouse	6 2:00 Garden History & Design	7 Happy Birthday to Beth Ladd!	8	9 Happy Birthday to Mary Schubert!
10  Daylight Savings Begins	11 National Napping Day 	12 9:00 Greenhouse	13	14 9:00 Executive Comm. via Zoom	15	16
17 	18	19 9:00 Greenhouse 10:00 Spring Greenhouse Pop-Up Sale	20 Spring Equinox	21 10:30 Monthly Meeting via Zoom*	22	23 National Puppy Day 
24 31	25 Full Moon FULL WORM MOON 	26 9:00 Greenhouse	27	28	29	30

“Spring Greenhouse Pop-Up Sale”, Tuesday March 19th @ 10:00AM.

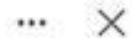
* Monthly Meeting (Virtual) via Zoom:
New Bedford Fishing Heritage Center
<https://fishingheritagecenter.org>

Just for fun...



Girls Who Garden

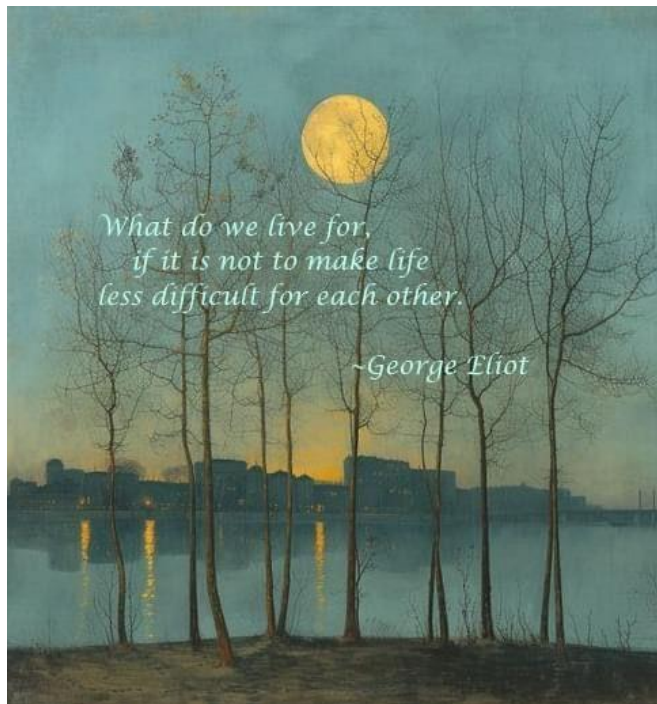
Suggested for you · 5d ·



This was an experiment by a kindergarten class. They dropped seeds in the cracks of the sidewalk to see what would happen.

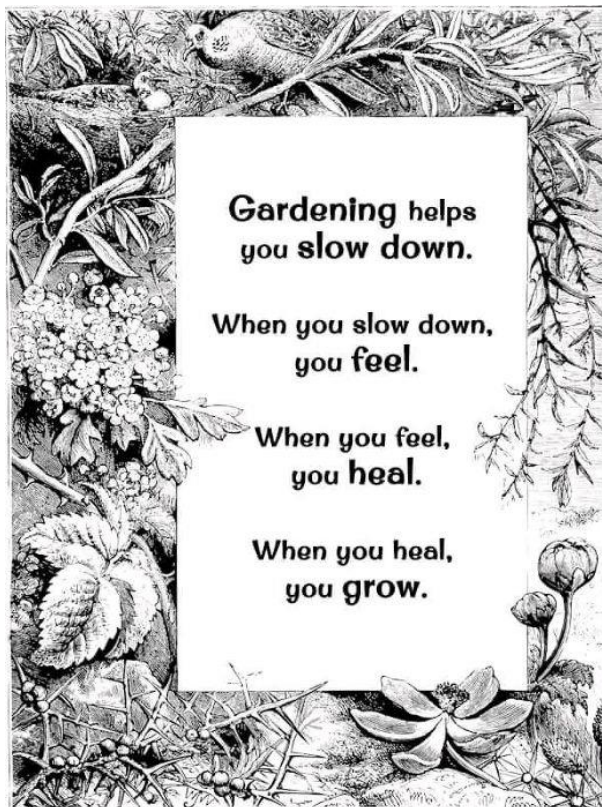


Until next time...



*What do we live for,
if it is not to make life
less difficult for each other.*

~George Eliot



**Gardening helps
you slow down.**

**When you slow down,
you feel.**

**When you feel,
you heal.**

**When you heal,
you grow.**